



NOTTINGHAM CITY COUNCIL
WEST AREA COMMITTEE

Date: Wednesday, 2 March 2016

Time: 5.30 pm

Place: Ground Floor Committee Room - Loxley House, Station Street, Nottingham,
NG2 3NG

Councillors are requested to attend the above meeting to transact the following business

Corporate Director for Resilience

Governance Officer: Zena West **Direct Dial:** 01158764305

AGENDA

Pages

1	APOLOGIES	
2	DECLARATIONS OF INTEREST	
3	MINUTES Last meeting held 11 November 2015 (for confirmation)	3 - 12
4	PARK LIVES HEALTHY LIFE STYLE ACTIVITY PROGRAMME 2016 Report of the Director of Sport and Culture and the Corporate Director of Commercial and Operations	13 - 18
5	WARD PERFORMANCE Report of the Director of Neighbourhood Services	19 - 32
6	AREA CAPITAL FUND 2015/16 Report of the Director of Neighbourhood Services	33 - 42
7	PROJECTS APPROVED UNDER DELEGATED AUTHORITY Report of the Director of Neighbourhood Services	43 - 48
8	NOTTINGHAM CITY HOMES REPORT Report of Nottingham City Homes	49 - 68

9	AREA JOBS PLAN - RESPONSE TO AREA CLUSTERS JOBS AND TRAINING REVIEW Report of the Director of Economic Innovation and Employment	69 - 88
10	LOCAL PLAN PART 2: LAND AND PLANNING POLICIES DOCUMENT - PUBLICATION VERSION Report of the Director for Planning and Transport, and the Deputy Chief Executive/Corporate Director Development & Growth	89 - 106
11	AREA COMMITTEE PRIORITY ACTION PLAN Report of the Director of Neighbourhood Services	107 - 112
12	EASYLINK BUS SERVICE Presentation	113 - 126

IF YOU NEED ANY ADVICE ON DECLARING AN INTEREST IN ANY ITEM ON THE AGENDA, PLEASE CONTACT THE GOVERNANCE OFFICER SHOWN ABOVE, IF POSSIBLE BEFORE THE DAY OF THE MEETING

CITIZENS ATTENDING MEETINGS ARE ASKED TO ARRIVE AT LEAST 15 MINUTES BEFORE THE START OF THE MEETING TO BE ISSUED WITH VISITOR BADGES

CITIZENS ARE ADVISED THAT THIS MEETING MAY BE RECORDED BY MEMBERS OF THE PUBLIC. ANY RECORDING OR REPORTING ON THIS MEETING SHOULD TAKE PLACE IN ACCORDANCE WITH THE COUNCIL'S POLICY ON RECORDING AND REPORTING ON PUBLIC MEETINGS, WHICH IS AVAILABLE AT WWW.NOTTINGHAMCITY.GOV.UK. INDIVIDUALS INTENDING TO RECORD THE MEETING ARE ASKED TO NOTIFY THE GOVERNANCE OFFICER SHOWN ABOVE IN ADVANCE.

NOTTINGHAM CITY COUNCIL

WEST AREA COMMITTEE

MINUTES of the meeting held at LB 31-32 - Loxley House, Station Street, Nottingham, NG2 3NG on 11 November 2015 from 17.30 - 19.38

Membership

Present

Councillor Carole McCulloch (Chair)
Councillor Graham Chapman
Councillor Patience Ifediora
Councillor Glyn Jenkins
Councillor Mohammed Saghir
Councillor Wendy Smith
Councillor Malcolm Wood (left after item 7)

Absent

Councillor Marcia Watson

Colleagues, partners and others in attendance:

Ian Bentley - Crime and Drugs Partnership
Julianne Christou - Neighbourhood Development Officer, Bilborough
Rob Gabbitas - Neighbourhood Development Officer, Leen Valley
Nicky Jarvis - Nottingham City Homes
Bryan Mann - Beechdale Community Association
Lynne McNiven - Public Health
James Rhodes - Public Health
Liam Searle - Nottingham City Council
Jeni Smith - Aspley Bells Lane
Susan Vickers - Bilborough Carer's Group
James Welbourn - Constitutional Services Officer
Christine Willetts - Tartanaires

27 APOLOGIES FOR ABSENCE

Mervin Goring
June Kirkham

28 DECLARATIONS OF INTEREST

None

29 MINUTES

The minutes for the meeting of 16 September 2015 were confirmed, and signed by the Chair. The notes from the inquorate part of the meeting were noted.

30 WARD PERFORMANCE REPORT

Julianne Christou, Neighbourhood Development Officer for Bilborough, introduced the Ward Performance report, adding the following information:

- (a) the public receive updates about their area through social media channels, such as Facebook. This medium is advertised through email, and also on the back of ward walk letters. Councillors all have their own page on the website, so there is capacity to further advertise ward updates.

RESOLVED to note the Ward Performance report.

31 AREA CAPITAL FUND

Julianne Christou, Neighbourhood Development Officer for Bilborough, presented the Area Capital Fund 2015/16 Programme.

RESOLVED to:

- 1a) note that the following monies are available under the Area Capital Fund:

Aspley	£0
Bilborough	£60,998
Leen Valley	£19,953

- 1b) approve the following schemes:

Aspley LTP Schemes

Location	Type	Details	Estimate
Broxtowe Lane	Lining	Extension of zig-zag lining at pedestrian crossing on Broxtowe Lane – lead service: Traffic & Safety	£500
Green Parking Bay 5	Parking bays	Part of the Aspley Ward parking programme (LTP contribution) – lead service: Highway Maintenance	£5,000

Aspley Public Realm Schemes

Location	Type	Details	Estimate
Aspley Parking Scheme	Signage	Installation of signs across the Aspley Ward parking programme – lead service: Highway Maintenance	£1,317
Green Parking Bay 5	Parking bays	Part of the Aspley Ward parking programme (PR contribution) – lead service: Highway Maintenance	£17,628

Aspley Withdrawn Scheme

Location	Type	Details	Estimate
Snicket Scheme 4	Vehicular access	Scheme deferred until next year due to changing priorities	£500

Bilborough LTP Scheme

Location	Type	Details	Estimate
Burnside Green	Footpaths	Reconstruction of footpaths on Burnside Green – lead service: Highway Maintenance	£37,333

Leen Valley LTP Schemes

Location	Type	Details	Estimate
Robins Wood Road	Dropped crossings	Further contribution to the installation of dropped kerbs at the Neuro-disability unit on Robins Wood Road – lead service:	£1,500

		Traffic and Safety	
Ashwell Gardens	Consultation	Consultation on a resident parking scheme for Ashwell Gardens – lead service: Traffic & Safety	£1,000

Leen Valley Public Realm Scheme

Location	Type	Details	Estimate
Kennington Road/Ashwell Gardens	Area improvement	Contribution to NCH area improvement scheme on Kennington Road/Ashwell Gardens – lead service: NCH	£14,046

2a) note the monies available to Aspley, Bilborough and Leen Valley under Nottingham City Homes Environmental:

Aspley	£30,579
Bilborough	£158,928.10
Leen Valley	£49,721

2b) approve the following scheme in the Leen Valley ward:

Location	Request	Reason	Cost
Kennington Road & Ashwell Gardens	External upgrades to sections of these two estates – including boundary improvements, surface upgrades inside property boundaries, fencing upgrade to drying areas and canopy installation above doorways.	To improve the external appearance on these two prominent estates within the Leen Valley ward.	Kennington Road - £14,046 Ashwell Gardens - £10,592.17

32 DELEGATED AUTHORITY REPORT

Julianne Christou, Neighbourhood Development Officer for Bilborough introduced the Delegated Authority report. The following information was added:

- (a) it can be unclear what efforts are being made by businesses and groups to undertake their own fundraising. More financial information is needed on applications;
- (b) Nottingham Tartanaires received Bid Brighter funding which proved invaluable.

RESOLVED to:

- (1) note the report;**
- (2) note the remaining balance for each area**
 - i) Aspley Ward - £9,032.89**
 - ii) Bilborough Ward - £60,793.80**
 - iii) Leen Valley Ward - £37,327.40**

33 HEALTH AND WELLBEING STRATEGY ENGAGEMENT

James Rhodes, Strategic Insight Manager at Nottingham City Council introduced the report on the Health and Wellbeing Strategy Engagement. He also informed attendees of an online survey on the Health and Wellbeing website that allows groups to run the session that was given to citizens earlier in November.

The following information was also discussed:

- (a) there were no sessions run in any of the West Area wards, where there are lots of health inequalities. A lot of people would have difficulty travelling to other areas to attend these sessions;

RESOLVED to:

- (1) thank James Rhodes for the information;**
- (2) invite James to a group in the West Area to present the information he has provided to other groups around the City (if this can be arranged before the end of November).**

34 PUBLIC HEALTH COMMISSIONED SERVICES

Lynne McNiven, Consultant in Public Health, presented a report updating the Area Committee on a selection of Public Health commissioned services for the citizens of Nottingham. The following information was provided:

New Leaf Campaign

- (a) around 48% of people involved have a 4 week quit rate; however no further data is collected after 4 weeks. It is expected that some people will 'fall off the wagon', and it could take more than one attempt for people to be able to give up for good.

Evidence has shown that the New Leaf programme is more effective than will power alone;

- (b) there is still a large amount of pregnant women continuing to smoke. Efforts will be focused on these people this year;
- (c) smoking rates are coming down; this could be due to the rise in e-cigarettes;
- (d) illegal cigarettes are a barrier to people presenting themselves to New Leaf. Awareness needs to be raised amongst the non-smoking population of 'fag houses', so that this section of the population can report these illegal activities to the authorities;

Slimming World

- (e) Slimming World is paid for on a case by case basis, and runs for a period of 12 weeks;
- (f) Christine Willetts reported that some people were getting 'revolving door referrals' to the scheme. Monitoring of the scheme after the initial 12 week period has elapsed seems to not occur;
- (g) teenagers are not accessing the service very well;

School Nursing Service

- (h) this service is for young people aged 5-19, and is aimed specifically at the young people, rather than the schools. There are 10 teams in schools, and these teams fit well with the Clinical Commissioning Groups (CCGs). There are around 8 nurses that service the West Area.

There is an online counselling service which takes some pressure off the Child and Adolescent Mental Health Service (CAMHS) service;

Dental Health

- (i) a supervised tooth brushing service will be taking place in nurseries, and reception age children. Their teeth will be brushed at least once in school. However, there was concern that Ambleside school have not accepted this offer;
- (j) sugary drinks will also be tackled by this scheme, as parents don't currently think of sugar as being bad for teeth;

Teenage pregnancy

- (k) rates of pregnancy in the West Area are high not just amongst teenagers;
- (l) a number of emerging communities are having babies much earlier, and these groups need to be reached out to;
- (m) Aspley library currently has no material relating to sexual health. Information should also be in community centres, and in the curriculum of all schools;
- (n) Bilborough College is currently housing the local drop-in centre. A drop-in centre on Minver Crescent in Aspley might be more ideal for residents in the West Area;

Food for life

- (o) the food for life partnership helps pupils understand much more about where their food comes from;

RESOLVED to:

- (1) ask Lynne McNiven to bring a paper back to this Committee reporting on young people's health in general across the City – in particular it would be useful to see trends city-wide;**
- (2) pool together some outcomes from this work and distribute to members. Would be useful to see what has happened in areas with similar demographics;**
- (3) bring back the Health Equity Audit to this Committee for feedback.**

35 LUNG HEALTH CHECKS AND CANCER SCREENING

Simon Castle, Assistant Director – Cancer Commissioning at Nottingham City NHS CCG presented the report on Lung Health checks/cancer screening, highlighting the following points:

- (a) smoking is one of the leading causes of lung cancer. Nottingham sees significantly higher smoking rates than the national average;
- (b) there is a fatalistic view of lung cancer; the message being put across to people is that if symptoms are picked up early, you can survive;
- (c) smoking rates are falling faster in men than in women. Peer pressure and subliminal advertising is not helping the cause for women. Smoking amongst children and young adults has plummeted, although unfortunately there will be a wait to see the knock on effect of this fall;

- (d) scanning of people in early age groups for cancer would not be cost effective due to cancer presenting late on. Also, it could lead to unnecessary worry in healthy people;
- (e) letters will go out to people of a particular age that attend certain GPs in Bilborough regarding a pilot study into lung health.

RESOLVED to thank Simon Castle for the presentation.

36 CRIME AND DRUGS PARTNERSHIP

Ian Bentley, Strategy and Commissioning Manager at Nottingham Crime and Drugs Partnership (CDP) presented the Drug and Alcohol Service Provision and Prevalence within the West Area Committee, highlighting the following points:

- (a) there are 91 complex heroin users within the West Area;
- (b) currently within the West Area, only Lloyds Pharmacy is offering New Leaf services; however, people are being encouraged to come and use the services available in the city centre;
- (c) ecstasy use is increasing, although only individuals that admit to using it are included in this rise. As a note of caution, not everyone is using what they think they are using – some individuals may be using legal highs rather than ecstasy;
- (d) the use of cannabis is falling, possibly due to the cannabis market being two thirds more expensive than the synthetic market;
- (e) new psychoactive substances are making their way into the market, although they are not present in large numbers in the West Area. An overdose of these psychoactive substances can lead to fits, which results in people using the Emergency Department. Substances are getting into prisons through letters and books. However, the main groups using the product are students and young people.

The substances are very cheap to buy compared to other drugs; however the Police are getting involved and trying to remove as much from the streets as possible;

- (f) Lifeline Journey (LJ) is a provider that offers advice to teachers about dealing with issues such as substance abuse, family support and wellbeing amongst young people.

LJ have visited Bluecoat school, who complimented the group on their leafletting and took as much of it as they could. LJ have also visited Samworth Academy;

- (g) the West Area is not performing too badly on the subject of drug-related crime;

- (h) two massive consultation programmes have been held, along with 15 focus groups across different cross-sections of individuals. This will be commissioned in July 2016, with the intention of having a mass of hubs across the City.

RESOLVED to thank Ian Bentley for the presentation.

37 NOTTINGHAM CITY HOMES UPDATE

Nicky Jarvis, Housing Manager at Nottingham City Homes updated the Committee on key issues and themes which link back to local priorities, and the strategic themes for Nottingham City Homes.

The following points were highlighted:

- (a) Strelley Kids only boxing club won best project for improving community cohesion and resolving anti-social behaviour at the Resolve 2015 awards. Thanks went to Sgt Gary Bulmer, and Karen Swan for this;
- (b) Robin Hood Energy is not being promoted directly by Nottingham City Homes (NCH), but they are promoting Photo Voltaic (PV) solar panels, as well as cladding in Bilborough ward;

RESOLVED to:

- (1) note the allocation of funds for 2015/16 and approve the Area Capital Programme Funding for Aspley, Bilborough and Leen Valley (previously approved under the Area Capital Fund item);**
- (2) organise energy saving meeting in Aspley and Leen Valley wards;**
- (3) send letter of congratulations to the team behind Strelley kids boxing club.**

This page is intentionally left blank

WEST AREA COMMITTEE
2 MARCH 2016

Title of paper:	ParkLives Healthy Lifestyle Activity Programme 2016	
Director(s)/ Corporate Director(s):	Hugh White Director of Sport and Culture Andy Vaughan - Corporate Director Commercial and Operations	Wards affected: All
Report author(s) and contact details:	Eddie Curry Head of Parks and Open Spaces	
Other colleagues who have provided input:	Alex Brown - Community Sport and Physical Activity Officer John Wileman - Head of Sport, Community and Leisure Centres	
Date of consultation with Portfolio Holder(s) (if relevant)	Cllr Dave Trimble - Portfolio Holder for Leisure and Culture. 21 December 2015	
Relevant Council Plan Key Theme:		
Strategic Regeneration and Development		<input type="checkbox"/>
Schools		<input type="checkbox"/>
Planning and Housing		<input type="checkbox"/>
Community Services		<input type="checkbox"/>
Energy, Sustainability and Customer		<input type="checkbox"/>
Jobs, Growth and Transport		<input type="checkbox"/>
Adults, Health and Community Sector		<input checked="" type="checkbox"/>
Children, Early Intervention and Early Years		<input type="checkbox"/>
Leisure and Culture		<input checked="" type="checkbox"/>
Resources and Neighbourhood Regeneration		<input type="checkbox"/>
Summary of issues (including benefits to citizens/service users):		
This report provides a summary of the 2015 ParkLives programme and provides details of how communities can get involved and participate in a range of free to attend activities, sports and events delivered in local parks all around the City throughout 2016.		
Recommendation(s):		
1	To note the draft ParkLives programme for 2016 as detailed in section 2.5	
2	To help identify and provide nominations for Local ParkLives Ambassadors as detailed in section 2.5	
3	To help identify and provide nominations for Local ParkLives Activators as detailed in section 2.5	

1 REASONS FOR RECOMMENDATIONS

- 1.1 Physical inactivity is a significant problem in Great Britain with 29% of people in England failing to achieve 1x30 minutes of sport or physical activity per week. The ParkLives programme aims to activate the community and provide a programme of free to attend healthy lifestyle activities, sports and events delivered in Local Parks all around the City throughout 2016. The programme also aims to mobilise a network of local people who can all help promote and help to lead the sessions. It is hoped that these people will also help to sustain the programme beyond 2016.

2 BACKGROUND (INCLUDING OUTCOMES OF CONSULTATION)

- 2.1 ParkLives Programme. ParkLives is a sport, health and physical activity project funded by Coca Cola GB as part of their £20m investment to get 1 million people active by 2020. The project forms a partnership between Coca Cola GB and the local authority who project manage ParkLives in their area.
- 2.1.1 On 17 December 2015, the Government launched its new Strategy for Sport, 'Sporting Future: A new Strategy for an Active Nation'. This new strategy will see a shift away from traditional sports to a broader definition of what constitutes physical activity and this change aligns nicely to this Park Lives Programme of activities and the City's own Sport & Physical Activity Strategy 2015-2019.
- 2.1.2 ParkLives started in 2014 in three areas; Birmingham, Newcastle and the London borough of Newham. The emphasis of the project is about having fun on a park in an active way. It doesn't have to be a high intensity fitness class or a sports coaching session, it is an informal activity that promotes being active on a regular basis in a fun and social way. Cost and inconvenience are the two main barriers that people face in becoming more active and ParkLives overcomes these by providing free activity across the city in peak and off-peak times. The ParkLives initiative started in Nottingham in May 2015.
- 2.2 Nottingham ParkLives Vision: To get more families, friends and communities actively participating in a broad range of park based fun recreational and sporting activities.
- 2.3 Nottingham ParkLives Outcomes and Outputs plan
1. To formally designate 20 parks and green spaces as Activity Parks
 2. To reach those who are most unlikely to participate from IMD areas and activate 60,000 people during the two year programme.
 3. To provide weekly activities in all primary parks and an intensive programme of activity for families over the school holidays
 4. To support the development of Friends Groups in each Active parks and recruit and train volunteers to build capacity and support future delivery of the Active Parks project.
 5. To generate interest and support with the community in order to drive forward a wide range of parks improvements and help improve the parks to Green Flag Standards.
 6. To look to existing delivery partners to establish and run the parks sessions across the city.
- 2.4 Headline Statistics from the 2015 Nottingham ParkLives Programme.
- Over 450 physical activity sessions between June and October in 19 parks across Nottingham city
 - 2 mass-participation events
 - Supporting 6 community events
 - Over 15,000 attendances

- 2.5 ParkLives Programme 2016: In 2016 the ParkLives Team will again run a free to attend programme of weekly healthy lifestyle, sports, activities and events in local parks all over the City.
- 2.5.1 The key emphasis this year will be about activating the entire community, training and developing a local network of people who can get involved and help sustain the programme in future years. Appendix 1 contains a draft 2016 ParkLives programme.
- 2.5.2 To help deliver the 2016 programme the ParkLives Team is now looking to identify and recruit local people who can who can volunteer to help promote and run the ParkLives sessions.
- ParkLives Ambassadors. Key Responsibilities: - To help promote the ParkLives sessions and be a local champion who can encourage local groups and individuals to get involved and be active in their local park.
 - ParkLives Activators. Key Responsibilities: - To actively get involved in assisting / leading local ParkLives sessions. This could be as a walk leader, organising a weekly game of rounder's or running a weekly Zumba class in the park.
 - Training and Support - As part of this programme the ParkLives Team will help provide support and training on all aspects relating to the ParkLives programme and how to promote and deliver the sessions.

3 OTHER OPTIONS CONSIDERED IN MAKING RECOMMENDATIONS

3.1 N/A

4 FINANCE COMMENTS (INCLUDING IMPLICATIONS AND VALUE FOR MONEY/VAT)

4.1 The ParkLives Coca Cola GB programme is currently funded by Coca Cola GB for a two year programme from 2015 to the end of 2016.

5 LEGAL AND PROCUREMENT COMMENTS (INCLUDING RISK MANAGEMENT ISSUES, AND LEGAL, CRIME AND DISORDER ACT AND PROCUREMENT IMPLICATIONS)

5.1 N/A

6 EQUALITY IMPACT ASSESSMENT

6.1 An EIA is not required because:-There are no equality implications for this proposal.

7 LIST OF BACKGROUND PAPERS OTHER THAN PUBLISHED WORKS OR THOSE DISCLOSING CONFIDENTIAL OR EXEMPT INFORMATION

7.1 N/A

8 PUBLISHED DOCUMENTS REFERRED TO IN COMPILING THIS REPORT

8.1 N/A

This page is intentionally left blank

Appendix 1 – Plans for ParkLives 2016

The 2016 ParkLives Programme will focus on delivering 3 areas of activity as follows:-

- 1- Major ParkLives Events& One-off activity days:**
- 2- Family Activity Weeks**
- 3- Continuous Blocks of Activity**

1. Major ParkLive Events& One-off activity days:

x2 ParkLives mass-participation events – (date and venues tbc)

x5 supporting activity at community events including;

Southglade Live

Cycle Live

Clifton Picnic in the Park

Radford Family fun day

Radford curry in the park

Vernon Park family fun day

Father's Day – 19th June

UK Active National Fitness Day: 9th September

International Older Persons Day: 1st October

World Mental Health Day: 10th October

2. Family Activity weeks (this will include one-off taster activities and smaller events to attract families to):

Easter Holidays: 2nd – 17th April

May half-term: 30th May – 5th June

Love Parks week: 15th – 24th July

October half-term: 17th – 28th October

3. Continuous blocks of activity (this will include a set timetable where activities will be taking place at the same time of day, in the same park each week for the duration of the block):

June 6th – July 22nd (7 weeks spring-summer)

July 27th – August 31st (5 week family focussed summer holidays)

Monday 5th September – Friday 14th October (6 week autumn block)

Types of activities:

Activities will be split into different categories and marketed and promoted in different ways to suit each target audience. This will include as an example:

Family Fun	Fitness	Low-impact exercise	Conservation & Nature	Adventure – try something new
Family Yoga	Zumba	Health walks	Wild food walks	Canoeing
Family multi-games	Boot Camp	Yoga	Wildlife walks	Kayaking
Family bushcraft	Park Fitness	Tai Chi	Nature walks	Climbing
Xplorer	Beginners running	Bowls	Bushcraft	Slacklining
Family Archery	Reggaecise	Zumba Gold	Heritage Walks	Orienteering
Scavenger Hunts	Back to Netball	Walking Netball	Pond Dipping	Geocaching
Giant board games	Rebound Basketball	Walking Basketball	Park Ranger volunteering	Parkour

WEST AREA COMMITTEE – 2 MARCH 2016

Title of paper:	Ward Performance	
Director(s)/ Corporate Director(s):	Dave Halstead, Director of Neighbourhood Services	Wards affected: Aspley, Bilborough and Leen Valley
Report author(s) and contact details:	Rob Gabbitas: NDO Leen Valley 07932430715 Rob.gabbitas@nottinghamcity.gov.uk Julianne Christou: NDO Bilborough 07940761177 Julianne.christou@nottinghamcity.gov.uk Liam Searle: NDO Aspley 07960431883 Liam.searle@nottinghamcity.gov.uk	
Other colleagues who have provided input:	Heidi May: Senior Service Manager (Neighbourhoods and Woolsthorpe Depot) 07983718859	
Date of consultation with Portfolio Holder(s) (if relevant)		
Relevant Council Plan Key Theme:		
Strategic Regeneration and Development		<input type="checkbox"/>
Schools		<input type="checkbox"/>
Planning and Housing		<input type="checkbox"/>
Community Services		x
Energy, Sustainability and Customer		<input type="checkbox"/>
Jobs, Growth and Transport		x
Adults, Health and Community Sector		<input type="checkbox"/>
Children, Early Intervention and Early Years		<input type="checkbox"/>
Leisure and Culture		<input type="checkbox"/>
Resources and Neighbourhood Regeneration		x
Summary of issues (including benefits to citizens/service users):		
<p>The following is a brief summary by the respective Ward Neighbourhood Development Officers highlighting key issues:</p> <p><u>WARD: ASPLEY (Aspley, Bells Lane and Broxtowe Beats), NDO Liam Searle</u></p> <p><u>Key successes</u></p> <p>Key Successes</p> <ul style="list-style-type: none"> • Completion of Broxtowe Lane Car Parking Scheme • Promoting solar panel scheme for Nottingham City Homes properties <p>Emerging issues</p> <ul style="list-style-type: none"> • Increasing rate of Domestic Violence and Sexual Crime • Financial Deprivation / Exclusion <p>The NAT (Aspley Neighbourhood Action Team)</p> <ul style="list-style-type: none"> • The NAT partners are looking into ways of driving the ward health priority, particularly raising 		

the profile and accessibility of services such as Women's Aid, Small Steps/Big Changes and Equation. Engagement with local schools is to be reviewed and refreshed. Inviting service providers to every local event will be standard practice in order to 'capture' and engage with local residents. Specific events based around these priorities will be explored for this year's week of action.

- Event planning for the Community Cohesion event and the Easter Parade.
- Supporting the 'Proud Project'
- Forming and supporting a new financial resilience team.

Events Planned

- Community Cohesion 'World Food Day' 24th March 2016 ACTC 3pm
- Easter Parade, Saturday 2nd April 2016, Phoenix Adventure Playground

WARD: Bilborough (Balloon Woods, Bilborough, Denewood and Strelley Beats) **Neighbourhood Development Officer, Julianne Christou**

Key Successes

- The Christmas Festival attracted hundreds of people. There was plenty to do inside and outside!
- The Bracebridge Drive Bins have been removed successfully and there has been little or no flytipping since. Great work from our Neighbourhood Operations team and the Community Protection Officers.
- Councillors, City Services, Police, Nottingham City Homes, Community Protection Officers and local school children were involved in a 'We Are Watching You' Dog Poo campaign in January.
- Local volunteers have been involved in the 'Take a Seat' campaign encouraging local shops and businesses to offer people, especially older people a sit down if they get tired or out of breath when they are out and about in Bilborough.

Emerging issues

- There are a small number of young people continuing to cause anti-social behaviour. The police, NAT partners and other agencies are working together to deal with this issue. CCTV has gone back to Bracebridge Drive.

Events Planned

- Events during April: 4th April Family IT Event at the Bilborough Library.
- 7th April Family Fun Day at Harvey Hadden Sports Village.
- 23rd April Beechdale Community Centre & Tenants & Residents 2pm
- 30th April Spring into Spring at Denewood Tenants & Residents 11-2pm

What is the Neighbourhood Action Team (NAT) focusing its work on?

- The NAT continues its work on reviewing ward priorities, and the next phase will be to strengthen actions around the health theme. Looking at how to promote awareness about cancer screening and dementia both for staff and residents.
- Continuing to work with young people and how they can support older people in the Ward, through the 'Our Place Project'.
- Raising awareness about Jobs Clubs, Training and Employment opportunities.

WARD: Leen Valley (Beechdale, Ainsley And Hyson Green Beats) NDO Rob Gabbitas

Key successes

- Area capital paving improvements at The Spinney
- Improved use of CCTV to promote community safety and reduce anti social behaviour
- Ring Road improvements programme – ongoing
- Commencement of new housing development – Chalfont Drive
- Lighting up Aspley / Melbourne Road Christmas tree
- Working with residents on Kennington Road estate – Jobs event (30th January)

Emerging issues

- Work with Bluecoat Academy and local residents to resolve ongoing parking issues – various site visits and ongoing dialogue with local residents.
- Supporting a number of smaller communities to learn English as a building block for improved integration and cohesion (Vine Community Centre)
- Management and security of Beechdale Baths site (prior to redevelopment)
- Finding a solution to repairing equipment on Robert Shaw Field that has been vandalised, in order to open the field and reduce antisocial behaviour in the area.
- Parking on Ashwell Gardens and consultation on a Resident Parking Scheme
- Chalfont Drive Development and minimising disruption to residents in this area.

NAT focus

- Sustaining youth activities in the area, also linking with schools to engage young people
- Safer communities – continuing to build trust between partners working across the area
- Community cohesion events eg NCH employment roadshow (28 January 2016)
- Clean ups and enforcement responses to enviro-crime
- Further developing initiatives in Kennington Road area, in partnership with Southwold School

Recommendation(s):

1	To note the Ward performance reports.
----------	---------------------------------------

1 REASONS FOR RECOMMENDATIONS

1.1 Ward performance reports provide a descriptive and statistical picture of what is happening at a ward level and invite community representatives to comment, debate, challenge and identify how they can add value to improve their neighbourhoods.

1.2 Ward performance reports also monitor progress in the Ward and act as a catalyst.

2 BACKGROUND (INCLUDING OUTCOMES OF CONSULTATION)

2.1 Neighbourhood Working has been important for a number of years in Nottingham as a means of engaging better with citizens and to drive forward service improvement.

2.2 The Nottingham Plan has a goal that “public service delivery will be better integrated and appropriately devolved, ensuring more accessible and responsive services for

all and giving residents more control over what happens in their neighbourhoods”; Ward Performance reports help to support this process.

2.3 The Ward Performance Reports capture work at a local level to support the Nottingham Plan; it is a short summary of key updates on priorities and issues in the Ward.

2.4 More detailed implementation plans sit behind the report, such as the Ward plans and other partners’ implementation plans.

3 OTHER OPTIONS CONSIDERED IN MAKING RECOMMENDATIONS

3.1 None

4 FINANCE COMMENTS (INCLUDING IMPLICATIONS AND VALUE FOR MONEY/VAT)

4.1 None

5 LEGAL AND PROCUREMENT COMMENTS (INCLUDING RISK MANAGEMENT ISSUES, AND LEGAL, CRIME AND DISORDER ACT AND PROCUREMENT IMPLICATIONS)

5.1 Consideration of the above is integral to all the activity that is contained in this report. Reduction of crime and disorder is a key goal of a large proportion of the initiatives described.

6 STRATEGIC ASSETS & PROPERTY COMMENTS (FOR DECISION RELATING TO ALL PROPERTY ASSETS AND ASSOCIATED INFRASTRUCTURE) (AREA COMMITTEE REPORTS ONLY)

6.1 None

7 EQUALITY IMPACT ASSESSMENT (EIA)

7.1 An EIA is not required because this is not a new or changing policy, service or function.

8 LIST OF BACKGROUND PAPERS OTHER THAN PUBLISHED WORKS OR THOSE DISCLOSING CONFIDENTIAL OR EXEMPT INFORMATION

8.1 None

9 PUBLISHED DOCUMENTS REFERRED TO IN COMPILING THIS REPORT

9.1 None

Ward Priorities

STRATEGIC THEME -	LOCAL PRIORITIES
Families Nottingham	<ul style="list-style-type: none"> a) Embed Family Support Strategy via use of Family Support Pathway at a Ward Level (Improve Services and support available for young people and families) b) Work with Partners to improve early intervention with Families inc increasing use of CAF, referral routes into Family Community Team Family Support services and workforce development (Improve quality of life and aspirations for young people) c) Increase awareness and engagement of the impact on children and young people of domestic violence (Behaviours of young people) d) Review approaches to delivering services for Children and young people living within the Aspley Ward (Lack of appropriate provision for young people)
Neighbourhood Nottingham	<ul style="list-style-type: none"> a) Maintain 4* rating by NCH tenant inspectors (The rating now includes opportunities for involvement, partnership working alongside the cleanliness of the estate) b) Improve visual appearance of neighbourhoods (Improve cleanliness in ward; ii) Tackle grot spots; iii)Overgrown hedges and untidy gardens c) Reduce incidents of dog fouling on streets
Safer Nottingham	<ul style="list-style-type: none"> a) Anti Social Behaviour b) Drugs c) Criminal Damage
Healthier Nottingham	<ul style="list-style-type: none"> 1) Sexual Health 2) Alcohol/ or smoking (Community groups/Cllrs and NAT to decide of the two) 3) Mental health or Child & Adult Obesity (Community groups/Cllrs and NAT to decide of the two)
Working Nottingham	<ul style="list-style-type: none"> a) Jobs b) Training

Aspley Ward Community Engagement

WARD WALK

Area/ Estate	Date/ Time	Meeting Point
Broxtowe Estate	10.30am, 18 th November	Bells Lane Community Centre
Aspley Estate	10am 22 nd January 2016	ACTC
Broxtowe Estate	10am 11 th March 2016	Denton Green Community Centre

COMMUNITY EVENTS / ACTIVITIES / ENGAGEMENT

Area/ Estate	Date/ Time	Meeting Point
Aspley Light Switch on and Community Event	5pm Friday 27 th November 2015	Junction of Melbourne Road and Aspley Lane followed by community Event at Bluecoat School Hall, on Aspley Lane.
Budget Consultation	20 th January 2016 6.30pm	Bluecoat School
Broxtowe Community Club	13 th January 2016 6pm	Hope Centre
Future Events		
Easter Parade	Saturday 2 nd April 2016 Sixways – Phoenix Adventure Playground	Sixways 12.30pm
Aspley LAG	TBC March 2016	ACTC
Community Cohesion Event	Thursday 24 th March 2016 ACTC, 3pm	ACTC

FINANCE

Aspley Ward Councillor Budgets

- Total amount committed this period £9,040.00
- Budget remaining £18,150.93 (2015/2016)

Aspley Area Capital Fund

- Total amount committed this period £24,445.00 (November 2015)
- Total amount decommitted this period £0
- Budget remaining £0 (2015/2016)

Others – Section 106

None this period

Aspley NCH ‘Environmentals’

- Total Amount committed this period £0
- Total amount decommitted £0
- Budget Remaining £0

Other Funding

None this period

Bilborough Ward Priorities

Theme	Priorities	Lead & Targets
Safer	Neighbourhood Alert i) To increase the number of people signed up to and using the Neighbourhood Alert Scheme (NAS). ii) Utilise the Alert system to increase and promote Neighbourhood Watch (NHW) throughout the ward.	Police
	Anti Social Behaviour Reduce crime and Anti Social Behaviour in the Bilborough Ward.	Police and Neighbourhood Action Team (NAT)
	Fire Prevention To continue to reduce accidental fires by working with older people.	Fire Service
	Reduce speeding in the Ward Speeding initiatives to be carried out	Police and NAT
Neighbourhoods	Improve appearance of Neighbourhoods/gardens/hedges To achieve 4 stars by improved appearance of properties and gardens to increase community pride.	Nottingham City Homes (NCH) City Services
	The Neighbourhood to be as clean as the City centre Improved street and open spaces by reduction in rubbish litter and fly tips.	City Services Community Protection Officer (CPO)
	Reduce dog fouling within the ward Increase awareness of reporting dog fouling.	
	Car Parking Looking at possible solutions for parking problems across the ward.	Parking Enforcement/Police/CPO
Families	More activities for young people A coordinated activity timetable of all partners.	Family and Community Team (FCT), Bilborough Youth Network (BYN)

	Welfare Reform Awareness Increased advice and guidance sessions offering support on finance and debt management.	Welfare Rights and NCH
Health	Working with Public Health Priorities on the Health Priorities	Public Health
Working	See West Area Jobs Plan Working with Groundworks , promoting Talent Match Academy and the Jobs Club.	Employment and Skill NCC, Groundworks Greater Nottingham

Bilborough Community Engagement

WARD WALK

Area/ Estate	Date/ Time	Meeting Point
Denewood Crescent	Tuesday 19 th January 10-11.30am	Old Denewood Adult Centre
Cranwell Estate	March tbc	tbc

COMMUNITY MEETINGS

Group	Date	Venue
Vale Management Meetings AGM Coffee mornings at the Vale	21 st January 3-6pm 22 nd March 10.30-11.30am Tuesdays 10.00-12.00 starting in March	The Vale Community Centre
DADTRA Meetings Coffee Morning	11 th January 1.30-3pm 8 th February 1.30-3pm Wednesday mornings 10-11am	Denewood Crescent
Beechdale Management Meetings Coffee Mornings	27 th January Every morning	Beechdale Community Centre
Sheila Russell AGM	26 th February 5pm	Sheila Russell Community Centre
Birchover Management Meetings <	13 th January, 10 th February 6.30pm	Birchover Community Centre
SupportNet Coffee Morning	Tuesdays 10-12	Bilborough Library Community Centre

Bilborough Community Engagement

EVENTS DELIVERED

Event	Lead Partners	Date/ Time	Venue
Winter Fair	Vale Management Committee	14 th November	Vale Community Centre
Christmas Events	Birchover Committee	Dates in December	Birchover Community Centre
Panto	Sheila Russell Committee	5 th December	Sheila Russell Community Centre
Beechdale Christmas Fair	Management Committee	21 st November	Beechdale Community Centre
Singalong at Christmas	Dan Corcoran	19 th December	Bluecoat Beechdale School
St Martins Church	St Martin's Heritage Project.		St Martins' Church

FUTURE EVENTS AND ACTIVITIES PLANNED

Event	Lead Partners	Date/ Time	Venue
Film Night	St Martin's Heritage Project	13 th Feb 3-6pm	St Martin's Church Hall
Craft Fair	NUSA	19 th March 10-3pm	NUSA Samworth Academy
Bilborough IT Family Project	Bilborough Councillors, Libraries and NDO	4 th April tbc	Bilborough Library
Bilborough Fun Day	Bilborough Councillors, NCH & partners	7 th April tbc	Harvey Hadden
Vale Jumble Sale	Vale Committee	23 rd April	Vale Community Centre
Beechdale Event	Tenants & Residents Group	23 rd April	Beechdale Community Centre
DADTRA 'Spring into Spring'	Tenants & Residents Group	30 th April	Denewood Crescent

Leen Valley Ward Priorities

Theme	Local Priorities	Lead responsibility
Safer Nottingham	Promote Neighbourhood Alert and Neighbourhood Watch schemes Reduce crime and anti-social behaviour Establish Community Speed Watch group Reduce traffic congestion around schools sites through local initiatives	Broxtowe and Hyson Green Policing Road Safety
Neighbourhood Nottingham	Support Community groups and organisations to hold events Install notice boards at key locations and develop joint publicity material. Promote interest in Tenants and Residents groups eg Kennington Road area Target litter, dog fouling and fly tipping Promote bulky waste appointment service and reduce bin contamination Encourage residents to make more use of alleyways for bin storage Promote community litter pick events with schools, and residents Improve parking around schools to reduce all day parking Consider waiting restrictions around Bluecoat school and Old Nuthall Road.	Neighbourhood Management Nottingham City Homes Waste Management Neighbourhood Action Team (NAT) Traffic and Parking
Families Nottingham	Sustain existing weekly youth group activity at new Whitemoor Baptist Church Further priorities for 2015/16 – to be reviewed	Children and Families Team
Health Nottingham	Reduce Cardio-Vascular Disease and raise awareness of lifestyle risk factors increase physical activity including cycling and walking projects Signpost to free health activities e.g. slimming world and ‘Go for it’ Develop greater understanding of health needs and usage Sustain current City ambitions around cycling	Health Travelright
Working Nottingham	Jobs and training	NCC – Employment and Skills Groundwork Greater Nottingham

Leen Valley Community Engagement

EVENTS DELIVERED

Event	Lead Partners	Date / Time	Venue
Beechdale Local Action Group	Neighbourhood Management	18 November 2015 (6.30pm) 20 January 2016 (7.30pm)	Bluecoat Academy, Aspley Campus
Budget Consultation 2016/17	Neighbourhood Management	20 January 2016 (6.30pm)	Bluecoat Academy, Aspley Campus
Kennington Road residents meeting	Nottingham City Homes Neighbourhood Management	14 December (10.00am)	Southwold Primary School, Kennington Road
Ward Walks	Neighbourhood Management Councillors	25 November (1.00pm) 18 February 2016 (1.30pm)	Kennington Road area New Whitemoor estate
Employment and Training Roadshow	NCH, Groundwork Greater Nottingham, Women In Construction, Neighbourhood Management	30 January 2016 (12-3pm)	Kennington Road
Beechdale Community Road Safety planning group	Notts Police Neighbourhood Management	18 February 2016 (5.00pm)	Bulwell Riverside
We Are Watching You (Dog Fouling) campaign	Neighbourhood Operations	1 -19 February 2016	Various dog fouling hotspots

COMMUNITY MEETINGS

Group	Lead Partners	Date / Time	Venue
New Whitemoor Tenants and Residents Association	Nottingham City Homes	24 November 2015 (6.30pm) 26 January 2016 (6.30pm)	Nayburn Court

FUTURE EVENTS AND ACTIVITIES PLANNED

Event	Lead Partners	Date/ Time	Venue
Chalfont Drive Briefing	Neighbourhood Management	To be determined	Bluecoat Academy, Aspley Lane
Foodbank launch	Salvation Army	25 February (11.00am)	Salvation Army, Aspley Lane

Finance

Ward Councillor Budgets

- Total Amount allocated this period £600
- Budget Remaining Unallocated £36,527.40

Area Capital Fund

- Total Amount allocated this period £20,311
- Budget Remaining Unallocated Nil

Other Funding – Section 106: None

This page is intentionally left blank

WEST AREA COMMITTEE – 2 MARCH 2016

Title of paper:	AREA CAPITAL FUND 2015/16	
Director(s)/ Corporate Director(s):	Dave Halstead Director of Neighbourhood Services	Wards affected: Aspley, Bilborough, Leen Valley
Report author(s) and contact details:	Rob Gabbitas, Neighbourhood Development Officer (Leen Valley) 0115 8833741 Rob.gabbitas@nottinghamcity.gov.uk	
Other colleagues who have provided input:	Nancy Hudson, Projects Officer, Highway Services Tel: 0115 8765633 nancy.hudson@nottinghamcity.gov.uk Julianne Christou, Neighbourhood Development Officer (Bilborough) 0115 8833739 Julianne.christou@nottinghamcity.gov.uk Liam Searle, Neighbourhood Development Officer (Aspley) Liam.searle@nottinghamcity.gov.uk	
Date of consultation with Portfolio Holder(s) (if relevant)	Not applicable	
Relevant Council Plan Key Theme:		
Strategic Regeneration and Development		x
Schools		x
Planning and Housing		<input type="checkbox"/>
Community Services		<input type="checkbox"/>
Energy, Sustainability and Customer		x
Jobs, Growth and Transport		<input type="checkbox"/>
Adults, Health and Community Sector		<input type="checkbox"/>
Children, Early Intervention and Early Years		<input type="checkbox"/>
Leisure and Culture		x
Resources and Neighbourhood Regeneration		x
Summary of issues (including benefits to citizens/service users):		
This report summarises the latest spending approvals under the Area Capital Fund.		
Recommendation(s):		
1	To note the remaining monies available to Aspley, Bilborough and Leen Valley Wards under the current Area Capital Fund (2015/16), as set out in the Appendix to this report.	
2	To approve the new schemes recently prioritised by Ward Councillors, as shown in the Appendix	

1 REASONS FOR RECOMMENDATIONS

- 1.1 The Nottingham Local Transport Plan (LTP) Strategy 2011-2026 maintains a commitment to deliver local transport improvements across Nottingham's Neighbourhoods and prioritises small scale transport improvements of importance to local communities.

2 BACKGROUND (INCLUDING OUTCOMES OF CONSULTATION)

- 2.1 The Area Capital Programme was established to improve the environment of the neighbourhoods and to create a sense of place for residents in order to improve the quality of life of local people. Since it was established in 2006 to meet the then corporate priority of 'Transforming Neighbourhoods', the Area Capital Fund has included a total programme expenditure portfolio of £40 million. The improvements that have been carried out to date using this programme have included: footpaths, fences, visual enhancements to public realm, refurbishment of parks and improvements to public buildings.
- 2.2 Resources are allocated from the Nottingham City Council general fund, the Local Transport Plan and from the Housing revenue Account. To achieve a joint approach to environmental improvements in neighbourhoods, a greater degree of flexibility has been established to prioritise and deliver improvements so that there is a synergy in local solutions for local issues across neighbourhoods.
- 2.3 The programme of works is a rolling programme. There have been instances where schemes are started, with strong community involvement and interest, only to be altered at a later stage due to changing circumstances such as economic conditions and changes in land values.
- 2.4 The Area Committee, particularly community representatives, are invited to comment specifically on those schemes identified in the proposals column and also to consider whether certain schemes can be linked to other programmes of work in order to generate best value and create a greater impact on the local area.

3 OTHER OPTIONS CONSIDERED IN MAKING RECOMMENDATIONS

- 3.1 None

4 FINANCE COMMENTS (INCLUDING IMPLICATIONS AND VALUE FOR MONEY/VAT)

- 4.1 Bringing together the various strands which form part of the Area Capital Programme enables the City Council to respond efficiently in delivering on public realm improvements as identified by local people.

5 LEGAL AND PROCUREMENT COMMENTS (INCLUDING RISK MANAGEMENT ISSUES, AND LEGAL, CRIME AND DISORDER ACT AND PROCUREMENT IMPLICATIONS)

- 5.1 A risk register has been produced which is regularly monitored.

6 STRATEGIC ASSETS & PROPERTY COMMENTS (FOR DECISION RELATING TO ALL PROPERTY ASSETS AND ASSOCIATED INFRASTRUCTURE) (AREA COMMITTEE REPORTS ONLY)

- 6.1 None

7 EQUALITY IMPACT ASSESSMENT

7.1 An EIA is not required as this is not a new or changing policy, service or function.

8 LIST OF BACKGROUND PAPERS OTHER THAN PUBLISHED WORKS OR THOSE DISCLOSING CONFIDENTIAL OR EXEMPT INFORMATION

8.1 None

9 PUBLISHED DOCUMENTS REFERRED TO IN COMPILING THIS REPORT

9.1 None

This page is intentionally left blank

Aspley Area Capital 2015 - 2016 Programme

Aspley LTP schemes

Location	Type	Councillor Prioritised / Area Committee Approved	Estimate	Estimated start date	Completed	Details
Broxtowe Lane	lining	Approved November 2015	£500	tbc		Extension of zig-zag lining at pedestrian crossing on Broxtowe Lane - lead service: Traffic & Safety
Green Parking Bay 5	parking bays	Approved November 2015	£5,000	tbc		Part of the Aspley Ward parking programme (LTP contribution) - lead service: Highway Maintenance
Green Parking Bay 1	parking bays	Approved September 2015	£60,000	tbc		Part of the Aspley Ward parking programme - lead service: Highway Maintenance
Green Parking Bay 4	parking bays	Approved September 2015	£34,000	tbc		
Bells Lane/Cinderhill	Road markings	Approved June 2015	£2,000	tbc		Implementation of staggered "keep clear" road markings at A10 Cinderhill roundabout/Bells Lane junction - lead service: Traffic & Safety

Total LTP schemes*

£101,000

Aspley Public Realm schemes

Location	Type	Councillor Prioritised / Area Committee Approved	Estimate	Estimated start date	Completed	Details
Aspley Parking scheme	signage	Approved November 2015	£1,317	w/c 07/12/15	yes	Installation of signs across the Aspley Ward parking programme - lead service: Highway Maintenance
Green Parking Bay 5	parking bays	Approved November 2015	£17,628	tbc		Part of the Aspley Ward parking programme (PR contribution) - lead service: Highway Maintenance
Aspley Ward trees	tree works	Approved June 2015	£5,000	tbc		Contribution to 3 year city-wide programme of felling inappropriately placed trees and replacement tree planting - lead service: Parks & Open Spaces
Lindfield Road Wall Phase 2	wall scheme	Approved June 2015	£34,855	tbc		Partnership scheme with NCH; further contribution to works on Lindfield Road Walls - lead service: NCH

Total Public Realm schemes**

£58,800

Aspley Withdrawn schemes

Location	Type	Reason	Amount	Details
Snicket Scheme 4	vehicular access	reallocation of funds	£500	Scheme deferred until next year due to changing priorities

Total Decommited***

£0

2015-2016 LTP allocation

£98,000

LTP carried forward from 2013-2015

£3,000

2015 - 2016 Public Realm allocation

£58,800

Public Realm carried forward from 2013-2015

£0

Total Available 2015 - 2016 ACF

£159,800

*Less LTP schemes

- £101,500

**Less Public Realm schemes

- £58,800

***Decommited funds

+ £500

Remaining available balance
LTP element remaining
Public Realm element remaining

£0
£0
£0

Bilborough Area Capital 2015 - 2016 Programme

Bilborough LTP schemes

Location	Type	Councillor Prioritised / Area Committee Approved	Estimate	Estimated start date	Completed	Details
Trowell Road/Glaisdale Drive	road safety	Prioritised 19 January 2015	£1,300			Keep clear markings at junction to assist traffic turning right from Glaisdale Drive - lead service: Traffic & Safety
Burnside Road	footpaths	Prioritised 19 January 2015	£31,788			Reconstruction of footpaths on Burnside Road (odd number side only) - lead service: Highway Maintenance
Burnside Green	footpaths	Approved November 2015	£37,333	25/01/2016		Reconstruction of footpaths on Burnside Green - lead service: Highway Maintenance
Bilborough junction protection	TRO	Approved September 2015	£7,000	tbc		Provision of double yellow line junction protection in area of Denewood Crescent, Wigman Road and Strelley Road - lead service: Traffic & Safety
Bilborough School safety	road safety	Approved September 2015	£1,700	tbc		Assess existing street furniture and lining and replace / modify as required outside identified schools in the ward - lead service: Traffic & Safety
Birchover Road	feasibility study	Approved September 2015	£3,500	tbc		Feasibility study to determine traffic calming measures on Birchover Road - lead service: Traffic & Safety

Total LTP schemes*

£82,621

Bilborough Public Realm schemes

Location	Type	Councillor Prioritised / Area Committee Approved	Estimate	Estimated start date	Completed	Details
Bilborough Ward crossings	dropped crossings	Prioritised 19 January 2015	£5,000			Further contribution to provision of four sets of pedestrian dropped crossings to improve mobility access at identified locations across the ward - lead service: Traffic & Safety
Oakmead Avenue	area improvement	Approved September 2015	£17,912			Contribution to NCH area improvement scheme on Oakmead Avenue - lead service: NCH
Bilborough Ward trees	tree works	Approved June 2015	£5,000	tbc		Contribution to 3 year city-wide programme of felling inappropriately placed trees and replacement tree planting - lead service: Parks & Open Spaces

Total Public Realm schemes**

£27,912

Bilborough Withdrawn schemes

Location	Type	Reason	Amount	Details

Total Decommited***

£0

2015-2016 LTP allocation

£83,000

LTP carried forward from 2013-2015

£0

2015 - 2016 Public Realm allocation

£49,800

Public Realm carried forward from 2013-2015

£643

Total Available 2015 - 2016 ACF		£133,443
*Less LTP schemes	-	£82,621
**Less Public Realm schemes	-	£27,912
***Decommitted funds	+	£0
Remaining available balance		£22,910
LTP element remaining		£379
Public Realm element remaining		£22,531

Leen Valley Area Capital 2015 - 2016 Programme

Leen Valley LTP schemes

Location	Type	Councillor Prioritised / Area Committee Approved	Estimate	Estimated start date	Completed	Details
Ennismore Gardens	footpath	Prioritised 27 November 2015	£8,358			Footpath reconstruction on odd-numbered side of Ennismore Gardens (LTP contribution) - lead service: Highway Maintenance
Robins Wood Road	dropped crossings	Approved November 2015	£1,500	tbc		Further contribution to the installation of dropped kerbs at the Neuro-disability unit on Robins Wood Road - lead service: Traffic & Safety
Ashwell Gardens	consultation	Approved November 2015	£1,000	tbc		Consultation on a resident parking scheme for Ashwell Gardens - lead service: Traffic & Safety
Ennismore Gardens	footpath	Approved September 2015	£18,394	07/12/15-31/12/15	yes	Footpath reconstruction on even-numbered side of Ennismore Gardens - lead service: Highway Maintenance
Cherrywood Drive area	footpath	Approved September 2015	£9,198	16/11/15-27/11/15	yes	Reconstruction of link footpaths in the spinney, with litter bin and grinding out large tree stump - lead service: Highway Maintenance
Public Schools road safety	signage and lining	Approved September 2015	£1,300	Tbc		Assessment and replacement of signs / lines outside schools in identified locations across the ward - lead service: Traffic & Safety
Canterbury Road	signage	Approved September 2015	£1,250	tbc		No-through road sign on Canterbury Rd from junction with Dorset St - lead service: Traffic & Safety
Nuthall Road 2	Pedestrian safety	Approved June 2015	£1,000	tbc		Further contribution to footway build-out near Bobbers Mill Café to be combined with work introducing waiting restrictions outside businesses - lead service: Traffic & Safety

Total LTP schemes*

£42,000

Leen Valley Public Realm schemes

Location	Type	Councillor Prioritised / Area Committee Approved	Estimate	Estimated start date	Completed	Details
Ennismore Gardens	footpath	Prioritised 27 November 2015	£11,774			Footpath reconstruction on odd-numbered side of Ennismore Gardens (PR contribution) - lead service: Highway Maintenance
Kennington Road/ Ashwell Gardens	area improvement	Approved November 2015	£14,046			Contribution to NCH area improvement scheme on Kennington Road/Ashwell Gardens - lead service: NCH
Leen Valley Ward trees	tree works	Approved June 2015	£5,000	tbc		Contribution to 3 year city-wide programme of felling inappropriately placed trees and replacement tree planting - lead service: Parks & Open Spaces
Grit Bins and salt	winter maintenance	Approved June 2015	£305	-	yes	Supply 1 x 200L grit bin on Southfield Drive, outside Robert Shaw Primary School (first ward priority) - lead service: Highway Maintenance

Total Public Realm schemes**

£31,125

Leen Valley Withdrawn schemes

Location	Type	Reason	Amount	Details
Kennington Road/ Ashwell Gardens	area improvement	changed priorities	£179	

Total Decommited***

£0

2015-2016 LTP allocation

£42,000

LTP carried forward from 2013-2015

£0

2015 - 2016 Public Realm allocation

£25,200

Public Realm carried forward from 2013-2015

£5,746

Total Available 2015 - 2016 ACF

£72,946

*Less LTP schemes

- £42,000

**Less Public Realm schemes

- £31,125

***Decommited funds

+ £179

Remaining available balance

£0

LTP element remaining

£0

Public Realm element remaining

£0

WEST AREA COMMITTEE - 2 MARCH 2016

Title of paper:	PROJECTS APPROVED UNDER DELEGATED AUTHORITY	
Director(s)/ Corporate Director(s):	Dave Halstead, Director of Neighbourhood Services	Wards affected: Wards affected: Aspley, Bilborough and Leen Valley
Report author(s) and contact details:	Julianne Christou, Neighbourhood Development Officer, Bilborough 0115 88 33739 julianne.christou@nottinghamcity.gov.uk ;	
Other colleagues who have provided input:	Anita Winter Senior Accounts Technician anita.winter@nottinghamcity.gov.uk 0115 87 63714 Rob Gabbitas, Neighbourhood Development Officer, Leen Valley 0115 88 33741 rob.gabbitas@nottinghamcity.gov.uk Liam Searle, Neighbourhood Development Officer, Aspley 0115 88 33738 liam.searle@nottinghamcity.gov.uk	
Date of consultation with Portfolio Holder(s) (if relevant)	Not relevant	
Relevant Council Plan Key Theme:		
Strategic Regeneration and Development	<input type="checkbox"/>	
Schools	<input checked="" type="checkbox"/>	
Planning and Housing	<input type="checkbox"/>	
Community Services	<input checked="" type="checkbox"/>	
Energy, Sustainability and Customer	<input type="checkbox"/>	
Jobs, Growth and Transport	<input checked="" type="checkbox"/>	
Adults, Health and Community Sector	<input checked="" type="checkbox"/>	
Children, Early Intervention and Early Years	<input checked="" type="checkbox"/>	
Leisure and Culture	<input checked="" type="checkbox"/>	
Resources and Neighbourhood Regeneration	<input checked="" type="checkbox"/>	
Summary of issues (including benefits to citizens/service users):		
This report advises the Area Committee of the use of Delegated Authority by the Director of Neighbourhood Services.		
Recommendation(s):		
1	To note the actions agreed by the Director of Neighbourhood Services in respect of projects and schemes within West Area, detailed in Appendix A from the Ward Councillor Budget Allocation for 2015/2016.	

1 REASONS FOR RECOMMENDATIONS

- 1.1 Records detailing Members spending decisions and consultation are shown in the attached Appendix. In accordance with the Constitution the Area Committee is required to note spending decisions taken by Ward Members.
- 1.2 All Councillors in the Aspley, Bilborough and Leen Valley Wards have received an allocation of £5,000 each for 2015/2016.

2 BACKGROUND (INCLUDING OUTCOMES OF CONSULTATION)

- 2.1 This action follows the arrangements established by the Executive Board to allow for spending approvals through individual Members' budget allocations.

3 OTHER OPTIONS CONSIDERED IN MAKING RECOMMENDATIONS

- 3.1 None

4 FINANCE COMMENTS (INCLUDING IMPLICATIONS AND VALUE FOR MONEY/VAT)

- 4.1 The arrangements approved by the Executive Board for spending Ward Councillor budgets are reported back, for information, to this Area Committee. Ward Councillors and Neighbourhood Development Officers work together on funding applications to ensure that value for money is achieved and spending is monitored.

5 LEGAL AND PROCUREMENT COMMENTS (INCLUDING RISK MANAGEMENT ISSUES, AND LEGAL, CRIME AND DISORDER ACT AND PROCUREMENT IMPLICATIONS)

- 5.1 These arrangements provide transparency and regulation to the spending of individual Member's allocation.

- 5.2 The funds allocated by Area Committee are used to address diverse needs from various sections of the community and reduce inequalities.

6 STRATEGIC ASSETS & PROPERTY COMMENTS (FOR DECISION RELATING TO ALL PROPERTY ASSETS AND ASSOCIATED INFRASTRUCTURE) (AREA COMMITTEE REPORTS ONLY)

- 6.1 None

7 EQUALITY IMPACT ASSESSMENT (EIA)

- 7.1 An EIA is not required as these decisions do not relate to new or changing policies or functions.

8 LIST OF BACKGROUND PAPERS OTHER THAN PUBLISHED WORKS OR THOSE DISCLOSING CONFIDENTIAL OR EXEMPT INFORMATION

- 8.1 None

9 PUBLISHED DOCUMENTS REFERRED TO IN COMPILING THIS REPORT

- 9.1 Executive Board – 20 May 2008 – Ward Member Budgets.

**Aspley Ward Councillor Delegated Authority
April 2015 - February 2016**

Councillor Chapman
Councillor McCulloch
Councillor Ifediora

Project/Group	Amount	Status
Ambleside Summer Carnival	£750.00	Complete
Aspley Communities Taking Control	£1,000.00	Complete
Aspley Schools Out Programme	£250.00	Complete
Minver Sports Centre Kitchen	£250.00	Complete
Sixways Community Centre - Unity Football	£780.00	Complete
West 8 Partnership Holiday Club contribution	£1,688.00	Complete
Broxtowe Festival 2015	£1,500.00	Complete
Bells Lane Camp 2015	£800.00	Complete
Bells Lane Summer Activities 2015	£500.00	Complete
Bells Lane Autumn Activities 2015	£500.00	Complete
Citizens Advice training	£1,400.00	Complete
Unity Football @ Minver Sports Centre	£840.00	Complete
The Hope Centre Summer Programme	£1,500.00	Complete
The Hope Centre Afterschool Club	£1,500.00	Complete
Schools Out Healthy lunches	£250.00	Complete
Broxtowe Benefit Club 2015	£2,789.02	Complete
Aspley Partnership Bid Writer Funding	£750.00	Complete
Aspley Christmas Tree & Lights 2015	£1,000.00	Complete
Bells Lane Xmas Party 2015	£500.00	Complete
Phoenix Xmas Party 2015	£500.00	Complete
Nottingham Gymnastics Boys Club	£300.00	Complete
Aspley's Got Talent 2015	£150.00	Complete
The Hope Centre Xmas Party 2015	£500.00	Complete
Broxtowe Benefit Club 2016	£2,789.02	Complete
Aspley Library	£150.00	Complete
Aspley Football Under 11's	£400.00	Complete
Homework Club	£1,000	Complete
Halloween Event	£1,000.00	Committed
Literacy Volunteers	£500.00	Committed
TOTAL	£26,736.04	

Unspent Cllr Balance Brought c/fw 2015	£16,818.93
Cllr Budget Allocated 14/15	£15,000.00
Total available allocation 2014/15	£31,818.93

Committed Funds this period	£26,736.04
-----------------------------	------------

Remaining Balance	£5,082.89
--------------------------	------------------

Bilborough Ward Councillor Delegated Authority

April 2015 – February 2016

Councillor Smith

Councillor Watson

Councillor Wood

Project/Group	Amount	Status
113 th Wollaton Grange Scout Group	£1,400	Complete
Dolly Parton Imagination Library	£3,000	Complete
Healthy Easter Fun Day	£430	Complete
West 8 Partnership Holiday Club	£3,375	Complete
Bilborough Fest	£410	Complete
Strelley Village Green Fun Day	£396	Complete
Nottingham Focus on Well Being	£3,000	Complete
Zodiac All Stars Carnival	£800	Complete
Tick Tock Nursery	£1,500	Complete
Bilborough Boxing Club	£175	Complete
Shabach Summer Activities	£1,000	Complete
CLN & UPKO Event	£145	Complete
YMCA Project at Harvey Hadden	£790	Complete
Bilborough Christmas Festival	£4,000	Complete
Money Matters Project at Birchover Community Centre	£1,591	Committed
Bilborough Christmas Festival	£4,000	Committed
Total	£22,012	

Remaining Balance brought forward	£62,214.80
Cllr Budget Allocated 15/16	£15,000
Total available	£77,214.80
Allocated Funds including Committed	£22,012
Remaining Balance	£55,202.80

**Leen Valley Ward Councillor Delegated Authority
April 2015 – February 2016**

Councillor Jenkins

Councillor Saghir

Project	Amount	Status
New Whitemore Tenants and Residents Association Greening improvements	£500.00	Complete
New Whitemore Baptist Church safety improvements	£500.00	Complete
Salvation Army After School Club	£500.00	Complete
The Vine Security Camera	£500.00	Complete
Match Funding for Wren bid	£10,000	Complete
Local Issues Fund Top up 2	£1500	Complete
Environmental Issues Fund Top up 2	£1500	Complete
West 8 Partnership Holiday Club	£450	Complete
Bollards to improve security at Melbourne Road Allotments	£360	Complete
Fence to secure New Aspley Garden Fence	£1000	Complete
Moorfield Allotment Improvements – Phase 2	£700.00	Complete
Support for Kashmiri and Pakistan Awareness week	£200.00	Complete
Good Garden Award Scheme Postcards for Leen Valley	£102.00	Complete
Morrisons and Melbourne Road Safety Feasibility Study	£100.00	Complete
St Stephens with St Paul's Fence	£500.00	Complete
Festive Lights	£5408.00	Committed
Pantomime Visit and Rhythm and Drum Workshops for young people to celebrate Black History Month	£600.00	Committed
Lighting up Aspley	£200	Committed
Literacy Volunteers (Robert Shaw & Southwold Primary Schools)	£400	Committed

TOTAL

£25,020.

Remaining balance brought forward	£51,748.00
Cllr Budget Allocation 15/16	£10,000
Total available	£61,748.
Allocated Funds – including Committed	£25,020.
Remaining Balance	£36,728.

This page is intentionally left blank



West AREA COMMITTEE
2 March 2016

Title of paper:	Nottingham City Homes Update and Approvals	
Director(s)/ Corporate Director(s):	Nick Murphy, Chief Executive of Nottingham City Homes	Wards affected: Aspley, Bilborough & Leen Valley
Report author(s) and contact details:	Leanne Hoban, Decent Neighbourhoods Manager, Nottingham City Homes Leanne.hoban@nottinghamcityhomes.org.uk	
Other colleagues who have provided input:		
Date of consultation with Portfolio Holder(s) (if relevant)	N/A	
Relevant Council Plan Strategic Priority:		
Cutting unemployment by a quarter		<input type="checkbox"/>
Cut crime and anti-social behaviour		<input checked="" type="checkbox"/>
Ensure more school leavers get a job, training or further education than any other City		<input type="checkbox"/>
Your neighbourhood as clean as the City Centre		<input checked="" type="checkbox"/>
Help keep your energy bills down		<input type="checkbox"/>
Good access to public transport		<input type="checkbox"/>
Nottingham has a good mix of housing		<input type="checkbox"/>
Nottingham is a good place to do business, invest and create jobs		<input type="checkbox"/>
Nottingham offers a wide range of leisure activities, parks and sporting events		<input type="checkbox"/>
Support early intervention activities		<input type="checkbox"/>
Deliver effective, value for money services to our citizens		<input checked="" type="checkbox"/>
Summary of issues (including benefits to customers/service users):		
<p>The report provides updates on key issues and themes which link back to local priorities and the strategic themes for Nottingham City Homes.</p> <p>The reports provide summary updates on the following key themes:</p> <ul style="list-style-type: none"> • Capital Programme and major work; • area regeneration and environmental issues; • key messages from the Tenant and Leasehold Congress; • Tenant and Residents Associations updates; • area performance; • good news stories and positive publicity. 		
Recommendation(s):		
1	To note and comment on the update and performance information in Appendices 1 and 2.	
2	To note the allocation of funds for 2015/16, detailed in Appendix 3.	
3	To approve the Area Capital Programme funding request set out in Appendix 3.	
4	To note the amendments to the remaining environmental budget for the Aspley Ward since last Area Committee.	

1. REASONS FOR RECOMMENDATIONS (INCLUDING OUTCOMES OF CONSULTATION)

- 1.1 The Nottingham City Homes Update provides a descriptive and statistical picture of what is happening at an area level and invite community representatives to comment, debate, and challenge and identify how they can add value to improve their neighbourhoods.
- 1.2 The update also monitors progress in the wards and acts as a catalyst for debate about the key performance issues impacting upon the ward on a quarterly basis.

2 BACKGROUND (INCLUDING OUTCOMES OF CONSULTATION)

- 2.1 Nottingham City Homes previously reported on performance at local Area Panels that sat below the respective Area Committees. These panels were attended by local residents, local Councillors and partner agencies.
- 2.2 Nottingham City Homes has a goal to 'create homes and places where people want to live' and to give tenants and leaseholders an input in shaping what happens in their area. The Nottingham City Homes Update and Performance Report is one of a number of initiatives that increases the transparency and accountability of the Company's performance.
- 2.3 Following the decision for Nottingham City Homes reps to attend Area Committee, it was decided to provide the Nottingham City Homes Update Report to Area Committee. Appendices 1 and 2 provide the latest performance position for the committee to note and comment on.
- 2.4 Include something brief here on the capital approvals. Appendix 3 outlines the remaining capital budget for this area for noting and provides detail of the schemes that require approval by the Committee.
- 2.5 The remaining budget for Aspley has reduced since November Committee and this is due to a reconciliation of the total schemes that have been approved for this ward this financial year. The figure reported to this Area Committee is an accurate account of what budget is remaining.

3 OTHER OPTIONS CONSIDERED IN MAKING RECOMMENDATIONS

None

4 FINANCIAL IMPLICATIONS (INCLUDING VALUE FOR MONEY/VAT)

Budgets are allocated on a yearly basis for each ward and there is an obligation on Nottingham City Homes to ensure that funds are allocated to projects within these budget requirements

5 RISK MANAGEMENT ISSUES (INCLUDING LEGAL IMPLICATIONS AND CRIME AND DISORDER ACT IMPLICATIONS)

None

6 EQUALITY IMPACT ASSESSMENT (only include if required by NCH)

6.1 An EIA is not required.

7. LIST OF BACKGROUND PAPERS OTHER THAN PUBLISHED WORKS OR THOSE DISCLOSING CONFIDENTIAL OR EXEMPT INFORMATION

7.1 None

8. PUBLISHED DOCUMENTS REFERRED TO IN COMPILING THIS REPORT

8.1 None

This page is intentionally left blank



NCH update report

Time:

Date: 2 March 2016

Presented by: Nicky Jarvis

Page 53

	Item	Executive Summary / Key Points	For information or decision
1	Capital Programme & major works	<p>External wall insulation Keepmoat will start installing external wall insulation (EWI) to no fines properties in the Bilborough area ion early February before moving onto BISF archetypes. The project is due to be complete by September 2016. The EWI is being offered to NCH customers only. An information event was held in November and Keepmoat attended the Bilborough Christmas light switch on.</p> <p>Constructor partner, Sustainable Business Services (SBS) are to start installing external wall insulation to Aspley properties in April with a September 2016 deadline. An information event for residents will take place.</p> <p>Radon surveys – a letter from Public Health England has been sent to around 6400 properties in the Aspley and Bilborough areas. Radon is a naturally occurring radioactive gas, associated with certain rocks, which enters buildings from the ground and gives radiation doses to the occupants. Further information is available at http://www.nottinghamcity.gov.uk/article/23033/Radon Results will help collate a planned programme of remedial works to reduce radon levels as low as possible where required.</p>	Information

2	Area Regeneration and Environmental Issues	<p>Design and pre-site investigations are taking place at the now demolished Stepney Court with plans for a service centre with 30 flats above to be built.</p> <p>Investigations to consider building on the infill site on Oakford Close are being undertaken.</p>	Information
3	Key messages from the Tenant and Leasehold Involvement	<p>New involvement opportunities are being explored as part of the ongoing NCH Tenant & Leaseholder Involvement Strategy review.</p> <p>NCH Area Committee representatives continue to be identified and supported by the Tenant & Leaseholder Involvement team. The representative for Area 3 is vacant. For further details contact Tenant & Leaseholder Involvement Team on 0115 74 69100.</p> <p>NCH is preparing for the 3rd Tenant Awards event taking place on 18th March. NCH are keen to acknowledge and reward the valuable input and time given by customers for the work they do with either shaping and improve NCH services and / or the positive impact they make within their local communities.</p>	Information
4	Tenant and Residents Associations updates	<p><u>BELSATRA</u> The group meet regularly to plan events and discuss matters that arise locally. Recent events are as follows:</p> <ul style="list-style-type: none"> • Children’s Christmas party for 50 local children. It was a fantastic event with the children receiving presents from Santa. • A Christmas Fayre was held at Bells Lane Community Centre. • ‘Surprise Club’ is held every Saturday offering Arts, Crafts, Sports and Games to local youngsters. • A fundraising event is taking place at the Centre on Sat 23rd Jan to raise money for the RNLI. 7 kids are taking place in a sponsored sleepover. <p><u>DADTRA</u> Regular meetings are held with local partners. A coffee morning is held every Wednesday morning at the Community House on Denewood Crescent. Local residents</p>	Information







	<p>are encouraged to attend.</p> <p>The TRA are working with NCH and NCC to deliver a ‘Spring into Spring’ event on Sat 30th April 2016. The group successfully secured NCH 10 year anniversary funding to deliver a Hanging Basket workshop alongside a bird feeder making activity. 50 children will get a chance to encourage wildlife into their gardens by assembling the bird feeders. The Fit In The Community team will be present to deliver sport and leisure taster sessions.</p> <p><u>Broxtowe Community Club</u></p> <p>BCC held a very successful ‘Food Around the World’ event attracting over 150 local residents. The event celebrated cultural diversity with dishes from over 20 different countries. All food was provided by local residents and the event was delivered on a budget of £30! Children had their faces painted with a flag of their choice. Local Councillors were impressed with the event and have made the decision to roll out similar events across the city.</p> <p>Community Pocket Park (Broxtowe) –From NCH ‘Just Grow’ funds initial designs have been drawn up and the group have applied for further funding from DCLG’s Pocket Park funding, the results of which will be announced at the end of January.</p> <p><u>Friends United Network</u></p> <p>FUN is a successful group in the Beechdale area and delivers lots of events. Recent events include:</p> <ul style="list-style-type: none">• Weekly Breakfast morning at the local Community Centre.• Wreath making workshop – very well attended by local residents.• Roadshow at Woodlands School to encourage membership to the TRA and to raise funds for the local school children. <p>The TRA have worked with NCH to put in place 3 green events for 2016 – an ‘Energy</p>	
--	--	--

		<p>Saving' event being delivered alongside Robin Hood Energy on 9th Feb, a hanging basket workshop on Sat 23rd April and a Bird feeder making session and herb garden planting – date is yet to be set.</p> <p>The group are currently applying for funding from NCH to deliver a community cohesion event for local residents and to support the setup of a regular bingo night at the Community Centre.</p> <p><u>New Whitemoor</u> The TRA meet bi monthly at Naburn Court with partner agencies and have a large turnout for these meetings. They are looking to apply for funding for a day trip to the coast.</p>	
5	Area Performance	See Appendix 2	
6	Good news stories & positive publicity	<p><u>NCH 10 Year Anniversary Updates:</u></p> <p>The following groups were successful in securing funds for their projects:</p> <ul style="list-style-type: none"> • Aspley Partnership – To contribute towards sports equipment. As part of this application, Fit In The Community have delivered 2 free table tennis tables to be used by local tenants. • Bilborough Community Association - Support the delivery of a pantomime. The grant will cover the costs of new curtains, chairs, costumes, scripts and play equipment. • 105 Nottingham Ranger Guides, Strelley - Part funding to pay for First Aid training for women aged 14-24, a new tent and 2 x 3G tablets for internet access to help with research and planning. • Birchover Community Centre held a family Fun day on August Bank holiday. The event was very well attended with over 100 attendees. <p><u>World Food Event</u> As mentioned above, due to the success of the event held at BCC, local Councillors</p>	Information









	<p>would like to see this rolled out Citywide. Partners from the Aspley area have met and planned the next event which will be held at ACTC on Thursday 24th March, 3.30-6.30pm. The event will be advertised to all Aspley residents and is supported by local Cllrs, NCC and NCH.</p> <p><u>Kennington Road</u> A public meeting was held recently to address issues in the Kennington Road, Leen Valley area. A roadshow is now scheduled to take place on Saturday 30th January 2016 with a focus on Training and employment. NCH teams will be present alongside local training providers to specifically target worklessness in the area. Local residents will support the roadshow and hope to gain more interest from local residents to support setting up a new TRA.</p> <p><u>Fit in the Community</u> Family Zumba classes run on a Tuesday in the Hope Centre in partnership with Fit in the Community which have been really well attended. FITC have confirmed that funding for the classes has been extended into 2016 because of the great attendance levels.</p> <p><u>Strelley KO Boxing Club</u> The Club have been shortlisted for the Excellence in Youth Involvement Award - TPAS Awards 2016. The awards event is on 4 March in Solihull.</p> <p>The awards are open to social housing providers, tenants and contractors to give recognition to excellent work and vitally to share best practice amongst the sector so more people benefit.</p> <p>Three regional (Northern, Central and Southern) award ceremonies are held to determine the best in each area before the overall winners are unveiled at the national final.</p>	
--	---	--

This page is intentionally left blank

AC3-1 Anti-social behaviour





Performance indicator and definition	Target	2015/16			2014/15	2013/14	Latest Note
		Value	Status	Long Trend	Value	Value	
% of ASB cases resolved – Aspley <i>Note: This PI measures the proportion of ASB cases NCH has successfully resolved. Data for this PI is not available by ward and is reported by Housing Office.</i>	97.8%	99.36%			100%	98.04%	Performance excellent this month; regular meetings regarding cases ensuring correct direction is taken at an early stage. In addition, this is reflective of the customer focused ASB service and effective partnership working.
% of ASB cases resolved by first intervention – Aspley <i>Note: This PI monitors how many ASB cases NCH resolved on the first intervention e.g. written warning. Data for this indicator is not available by ward and is reported by Housing Office.</i>	84%	96.17%			85.03%	80.27%	Performance excellent this month where out of 24 cases, 23 were resolved by first intervention; Will continue to maintain this through monitoring and one to ones.
Number of new ASB cases – Aspley <i>Note: Data for this PI is only available by Housing Office.</i>		290			185	156	The Aspley team recorded 20 new cases in July 2014 which represents a mix of drug related activity, untidy gardens and neighbour disputes. The ASB partnership with the Police and Community Protection continue to deliver joined up solutions to these issues
Tenant satisfaction with the ASB service - Aspley <i>Note: Data for this PI is only available by Housing Office.</i>	8				9.25	9.6	excellent progress made against a challenging target.

AC3-2 Repairs







Performance indicator and definition	Target	2015/16			2014/15	2013/14	Latest Note
		Value	Status	Long Trend	Value	Value	
% of repairs completed in target – AC - Aspley, Bilborough & Leen Valley <i>Note: This PI monitors the proportion of repairs being completed within agreed timescales.</i>	96%	95.9%			97.81%	97.32%	Performance is slightly under target this is mainly due to a higher than normal demand on some repairs work streams. This has had a negative effect on this KPI. We continue to monitor this to improve this KPI.
% of repairs completed in target – Aspley Ward <i>Note: This PI monitors the proportion of repairs being completed within agreed timescales.</i>	96%	95.69%			97.89%	97.3%	Performance is slightly under target this is mainly due to a higher than normal demand on some repairs work streams. This has had a negative effect on this KPI. We continue to monitor this to improve this KPI.
% of repairs completed in target – Bilborough Ward <i>Note: This PI monitors the proportion of repairs being completed within agreed timescales.</i>	96%	96.02%			97.63%	97.22%	Performance is in target for this ward but is lower than previous years due to the pressures on certain areas of work. we continue to monitor this to improve this KPI.
% of repairs completed in target – Leen Valley Ward <i>Note: This PI monitors the proportion of repairs being completed within agreed timescales.</i>	96%	96.49%			98.26%	97.87%	Performance is in target for this ward but is lower than previous years due to the pressures on certain areas of work. we continue to monitor this to improve this KPI.



Tenant satisfaction with the repairs service <i>Note: Data for this PI is only available citywide</i>	9	9.07			8.9	8.78	WS Dec- 2015 Performance is currently in target for the month and for the year. We continue to monitor customer satisfaction data to highlight and inform service improvements.
--	---	------	---	---	-----	------	---

AC3-3 Rent Collection





Performance indicator and definition	Target	2015/16			2014/15	2013/14	Latest Note
		Value	Status	Long Trend	Value	Value	
% of rent collected <i>Note: This PI measures the amount of rent collected (including tenant arrears) as a percentage of rent due for the current year. Data for this indicator is not available by ward and is reported city wide.</i> <i>Trend shows as improving if value is over 100% as arrears are decreasing.</i>	100%	100.84%			100.56%	100.02%	The current collection rate of 99.56% against a target of 100% is slightly ahead of the same point last year (99.55%). We are concentrating on the Responsible Tenant Reward Scheme as our major incentive for tenants to make payments to reduce their arrears. HB receipts are significantly down and therefore we are having to chase greater numbers of rent payers and often these tenants are in low paid, unpredictable employment which makes payment difficult.
% of tenancies ending due to eviction <i>Note: This PI monitors the percentage of tenants being evicted due to rent arrears and is reported citywide.</i>	0.45%	0.48%			0.56%	0.74%	There is an improving trend with this indicator and we are now within 0.05% of achieving the target of 0.50%. Evictions carried out so far this year = 80 and at the same point last year the number was 99.




AC3-4a Empty properties - Average relet time

Performance indicator and definition	Target	2015/16			2014/15	2013/14	Latest Note
		Value	Status	Long Trend	Value	Value	
<p>Average void re-let time (calendar days) – AC - Aspley, Bilborough & Leen Valley</p> <p><i>Note: This PI measures how long it takes NCH to re-let empty properties from the end of the old tenancy to the start of the new tenancy</i></p>	25	22.68			24.25	24	<p>The target was achieved during this period</p> <p>The Housing Services and Property Services teams continue to work closely to minimise the time properties remain empty</p>
<p>Average void re-let time (calendar days) – Aspley Ward</p> <p><i>Note: This PI measures how long it takes NCH to re-let empty properties from the end of the old tenancy to the start of the new tenancy</i></p>	25	18.89			24.5	26.73	<p>The target was achieved during this period</p> <p>The Housing Services and Property Services teams continue to work closely to minimise the time properties remain empty</p>
<p>Average void re-let time (calendar days) – Bilborough Ward</p> <p><i>Note: This PI measures how long it takes NCH to re-let empty properties from the end of the old tenancy to the start of</i></p>	25	25.72			23.21	20.8	<p>The target was not achieved during this period due to letting of voids in Independent Living complexes where at times demand can be limited. The Housing Services and Property Services teams continue to work closely to minimise the time</p>





<i>the new tenancy</i>							properties remain empty.
Average void re-let time (calendar days) – Leen Valley Ward <i>Note: This PI measures how long it takes NCH to re-let empty properties from the end of the old tenancy to the start of the new tenancy</i>	25	23.91			27.78	23.18	The target was achieved during this period The Housing Services and Property Services teams continue to work closely to minimise the time properties remain empty





AC3-4b Empty properties - Lettable voids

Performance indicator and definition	Target	2015/16			2014/15	2013/14	Latest Note
		Value	Status	Long Trend	Value	Value	
Number of lettable voids – AC - Aspley, Bilborough & Leen Valley <i>Note: Lettable voids are empty properties available for re-letting. They will receive repair work and then be re-let to a new tenant.</i>		47			35	60	The number has increased by 12 during this period
Number of lettable voids – Aspley Ward <i>Note: Lettable voids are empty properties available for re-letting. They will receive repair work and then be re-let to a new tenant.</i>		23			11	30	The number has increased by 12 during this period





<p>Number of lettable voids – Bilborough Ward</p> <p><i>Note: Lettable voids are empty properties available for re-letting. They will receive repair work and then be re-let to a new tenant.</i></p>		22			17	26	The number has increased by 5 during this period
<p>Number of lettable voids – Leen Valley Ward</p> <p><i>Note: Lettable voids are empty properties available for re-letting. They will receive repair work and then be re-let to a new tenant.</i></p>		2			7	4	The number has decreased by 5 during this period





AC3-4c Empty properties – Decommissioning

Performance indicator and definition	Target	2015/16			2014/15	2013/14	Latest Note
		Value	Status	Long Trend	Value	Value	
<p>Number of empty properties awaiting decommission – AC - Aspley, Bilborough & Leen Valley</p> <p><i>Note: This PI shows the number of empty properties which will not be re-let and includes those being decommissioned and / or demolished.</i></p>		0			112	45	NA
<p>Number of empty properties awaiting decommission – Aspley Ward</p> <p><i>Note: This PI shows the number of empty properties which will not be re-</i></p>		0			28	0	NA

<i>let and includes those being decommissioned and / or demolished.</i>							
Number of empty properties awaiting decommission – Bilborough Ward <i>Note: This PI shows the number of empty properties which will not be re-let and includes those being decommissioned and / or demolished.</i>	0			84	0	NA	
Number of empty properties awaiting decommission – Leen Valley Ward <i>Note: This PI shows the number of empty properties which will not be re-let and includes those being decommissioned and / or demolished.</i>	0			0	0	NA	

AC3-5 Tenancy sustainment

Performance indicator and definition	Target	2015/16			2014/15	2013/14	Latest Note
		Value	Status	Long Trend	Value	Value	
Percentage of new tenancies sustained - AC - Aspley, Bilborough & Leen Valley <i>Note: This PI measures the number of new tenants who are still in their tenancy 12 months later.</i>	96%	97.64%			97.35%	94.53%	performance exceeds target which is pleasing in uncertain economic times
Percentage of new tenancies sustained - Aspley Ward <i>Note: This PI measures the</i>	96%	96.36%			97.65%	94.04%	performance exceeds target which is pleasing in uncertain economic times

<i>number of new tenants who are still in their tenancy 12 months later.</i>							
Percentage of new tenancies sustained - Bilborough Ward <i>Note: This PI measures the number of new tenants who are still in their tenancy 12 months later.</i>	96%	98.57%			97.24%	95.12%	performance exceeds target which is pleasing in uncertain economic times
Percentage of new tenancies sustained - Leen Valley Ward <i>Note: This PI measures the number of new tenants who are still in their tenancy 12 months later.</i>	96%	100%			96%	95%	performance exceeds target which is pleasing in uncertain economic times

APPENDIX 3

Area	Ward	Actual Budget (including carry over from 2014/15)	Schemes Approved	Schemes Committed	Schemes De Committed	Remaining Budget
3	Aspley	£212,244	£211,203	£211,203	£50,000	£1,041
3	Bilborough	£311,279	£152,350.90	£152,350.90	£0	£158,928.10
3	Leen Valley	£51,841	£26,758.17	£26,758.17	£0	£25,082.83

Address	Request	Reason	Nottingham City Homes Officer	Cost	Approval
Denewood Crescent Bilborough	Continuation of the fencing upgrade project to this estate with Denewood Crescent being chosen as most in need to receive the works. The scheme will see a replacement of the existing dilapidated wooden fencing and this will be replaced with metal black bow top railings and litter guards as required. NCH properties	Current fencing is extremely poor quality and impacts on the quality of the neighbourhood.	Leanne Hoban	£50,000	Approval.

	only.				
Kennington Road – Leen Valley	Upgrade the planters, providing new shrubs and plants.	Current condition of the planters is of poor quality and lacks appeal.	Jayne Campbell	£1002.15	Approval
Kennington Road – Leen Valley	Upgrade the lightings columns	Increase visibility and security	Jayne Campbell	£2593.33	Approval

West Area Committee – 2 March 2016

Title of paper:	Area Jobs Plan – Response to Area Clusters Jobs and Training Review	
Director(s)/ Corporate Director(s):	Chris Henning	Wards affected: Aspley, Leen Valley and Bilborough
Report author(s) and contact details:	Chris Grocock, Community Partnership Manager Employment & Skills. chris.grocock@nottinghamcity.gov.uk 0115 876 2912	
Other colleagues who have provided input:	Nigel Jackson, Employment & Skills Manager, Andy Madeley, Nottingham Jobs Hub Manager, Stacey Shillingford, Community Employment & Skills Officer – North Locality	
Date of consultation with Portfolio Holder(s) (if relevant)	Councillor Graham Chapman 12 November 2015 Councillor Nick McDonald 19 January 2015	
Relevant Council Plan Key Theme:		
Strategic Regeneration and Development		<input type="checkbox"/>
Schools		<input type="checkbox"/>
Planning and Housing		<input type="checkbox"/>
Community Services		<input type="checkbox"/>
Energy, Sustainability and Customer		<input type="checkbox"/>
Jobs, Growth and Transport		<input checked="" type="checkbox"/>
Adults, Health and Community Sector		<input type="checkbox"/>
Children, Early Intervention and Early Years		<input type="checkbox"/>
Leisure and Culture		<input type="checkbox"/>
Resources and Neighbourhood Regeneration		<input checked="" type="checkbox"/>
Summary of issues (including benefits to citizens/service users):		
<p>The Area Chair's Panel held in November resulted in the submission of 10 additional questions to be answered at February's Area Committee. Subsequent meetings of the Area Committee Chairs and Area Cluster meetings resulted in the submission of a further 10 Cluster Meeting questions to Economic Development's Employment & Skills Team and associated delivery partners regarding the delivery of community based Employment & Skills provision and the activities of Neighbourhood (Area) Lead Organisations. This report provides a response to those questions, specifically in relation to the West Area, and a proposed way forward for the facilitation and oversight of Area-based Employment & Skills activities through the creation of an 'Employment & Skills West Area Partnership', led by local Councillors and supported by dedicated officers from Employment & Skills. This would set priorities for local Area Jobs Plans, oversee their implementation by NLOs, and support the implementation of new and existing Employment & Skills programmes delivered by NLOs, the City Council, and wider partners and organisations operating in the West Area.</p>		
Recommendation(s):		
1	To establish an Employment and Skills West Area Partnership with terms of reference, membership, officers, reporting, and frequency of meetings to be decided at the next West Area Cluster meeting.	

1 REASONS FOR RECOMMENDATIONS

- 1.1 To provide a response and proposed way forward to address the issues that have been raised in the questions put forward by the Area Committee and Area Clusters.
- 1.2 To add value and improve Employment & Skills provision being delivered within neighbourhoods.
- 1.3 To increase local democratic accountability of Employment & Skills provision being delivered within neighbourhoods.
- 1.4 To improve coordination, fill gaps, and avoid duplication in neighbourhood based Employment & Skills programmes.
- 1.5 To ensure new and existing Employment & Skills programmes respond to local need and reach the local residents furthest from being able to access learning and work.

2 BACKGROUND (INCLUDING OUTCOMES OF CONSULTATION)

- 2.1 Area Cluster meetings have been established as a mechanism to review key strategic priorities which sit under the City Council Plan 2015 -19. Strategic priorities, including jobs and training have been identified by the Executive Councillors for reviewing as part of an overall process to better inform the existing commissioning arrangements. The Cluster Review for Jobs and Training allows for Councillors to meet informally with Neighbourhood Development Officers from Wards within each area to experience a 'pilot' of the new arrangements, recognising that this was a new approach.
- 2.2 This approach does not form part of the formal Overview and Scrutiny procedures, as defined by the current Constitution, although the level of scrutiny provided through this does enable all Councillors to comment on service areas by examining broad areas such as:
 - What is working?
 - Who is involved / leading this work stream?
 - What are the gaps?
 - Any good practice?
- 2.3 The first cluster review, Jobs and Training, was informed by a short questions paper prepared by Portfolio Holder, Councillor Rosemary Healy providing a range of questions to support this review (see responses in the Annex B below)
- 2.4 Area Cluster review meetings for Jobs and Training took place during December 2015 and January 2016.
- 2.5 Economic Development(ED)'s neighbourhood-based Employment & Skills provision currently includes:
 - The Step into Work programme
 - Area Jobs Plans
 - The Employment & Skills element of the Area Based GrantThese are delivered by Groundwork in the West Area.

- 2.6 ED also deploys three Community Employment & Skills (CES) officers across the three localities of the City in this area: Stacey Shillingford – North, Danny Goodwin – Central, and Karen Douglas – South. They have a responsibility for ensure that Area Jobs Plans are devised, coordinated and delivered by partners in order to:
- Fill gaps and avoid duplication in Employment & Skills provision
 - Link in with complimentary services based within the community
 - Ensure job seekers are supported to access the City Council’s centrally run programmes, delivered by Nottingham Jobs www.nottinghamjobs.com
- 2.7 ED’s Nottingham Jobs also provides city-wide Employment & Skills services which are:
- The Nottingham Jobs Pledge
 - The Nottingham Jobs Fund
 - The Nottingham Jobs Hub
 - Family Learning programme
- 2.8 There are also other citywide Employment & Skills related services, delivered by (amongst others):
- Right Track Social Enterprise
 - Futures Advice, Skills, and Training
 - Business in the Community
 - The Princes Trust
 - Nottingham City Homes
- 2.9 With such a number of programmes and services, it is crucially important that the Community Employment & Skills Officers and NLOs play a pivotal role in coordinating provision for the benefit of local residents and in response to local needs as set out by Councillor Healy’s review.

3 OTHER OPTIONS CONSIDERED IN MAKING RECOMMENDATIONS

3.1 None

4 FINANCE COMMENTS (INCLUDING IMPLICATIONS AND VALUE FOR MONEY/VAT)

4.1 None

5 LEGAL AND PROCUREMENT COMMENTS (INCLUDING RISK MANAGEMENT ISSUES, AND LEGAL, CRIME AND DISORDER ACT AND PROCUREMENT IMPLICATIONS)

5.1 None

6 STRATEGIC ASSETS & PROPERTY COMMENTS (FOR DECISION RELATING TO ALL PROPERTY ASSETS AND ASSOCIATED INFRASTRUCTURE) (AREA COMMITTEE REPORTS ONLY)

6.1 None

7 EQUALITY IMPACT ASSESSMENT

7.1 The EIA is attached at Appendix C. Due regard will be taken for any issues identified in the EIA..

8 LIST OF BACKGROUND PAPERS OTHER THAN PUBLISHED WORKS OR THOSE DISCLOSING CONFIDENTIAL OR EXEMPT INFORMATION

8.1 None

9 PUBLISHED DOCUMENTS REFERRED TO IN COMPILING THIS REPORT

9.1 None

Area Jobs Plan – Proposal for 2016/17

Background

The City Council is seeing an increase in demand for services, coupled with the reduction in public spending. Employment and Skills model follows City Council policy, working in partnership with local Neighbourhood Lead Organisation (NLO) (or Area Lead Organisation / ALO) by devolving much of the responsibility and money to them.

By supporting NLOs and giving them more response and resources, this helps to engage, build stronger communities and to strengthen their capacity to take initiatives and / or responsibility for aspects of the City Council local employability agenda by addressing local needs.

Within your locality the NLO is Groundwork Greater Nottingham (GGN), who also delivers the Step into Work programme. They advocate on behalf of the City Council and work in partnership with a number of organisations to address unemployment in your area. GGN work with clients unemployed for 13 weeks or more, who face many barriers and by signposting and working alongside other organisations, GGN have forged a good relationship within the local community.

Community Employment and Skills

The Community Employment & Skills Team deploys three Community Employment & Skills (CES) officers across the three localities of the City in this area:

Stacey Shillingford – North
Danny Goodwin – Central
Karen Douglas - South

They have a responsibility for ensure that Area Jobs Plans are devised, coordinated and delivered by partners in order to:

- Fill gaps and avoid duplication in Employment & Skills provision
- Link in with complimentary services based within the community
- Ensure job seekers are supported to access the City Council's centrally run programmes, delivered by Nottingham Jobs www.nottinghamjobs.com

Neighbourhood Lead Organisations

The SitW initiative is aimed at helping unemployed young people aged 18– 29 years to find work. A key element of the initiative is the development by each SitW partner to develop, coordinate and oversee the Area Jobs Plan, which will outline what needs to be done at a neighbourhood level to best meet the needs of unemployed residents.

The Area Based Grant Employment and Skills priority is designed to reduce unemployment for all citizens aged 29 years or over. The NLO should work in close collaboration with Nottingham Jobs to deliver services that reduce unemployment and raise skills levels of local people.

In 6 out of 7 areas the Step into Work (SitW) delivery partner and Area Lead Organisation (ALO) are the same. In Area 6, the Renewal Trust is ALO and City College are the SitW delivery partner although Renewal Trust do contract with City College to deliver a

Area Jobs Plan – Proposal for 2016/17

significant proportion of their Employment & Skills provision, funded through the Area Based Grant.

Funding/Resources for Area Jobs Plan

From April 2014, each 'lead community delivery partner' on the Step into Work (SitW) programme has received £42K funding per annum from NCC Economic Development to employ a Community Employment Officer to coordinate and deliver an Area Jobs Plan for 7 of Nottingham City's 8 Areas.

In addition, each Area Lead Organisation (ALO) will receive between £110K and £375K in 2016/17 (between £170K and £225K by 2018 as funding is rationalised between areas) in Area-based grants from the City Council, of which Employment & Skills forms one of four or five key priorities. This activity is reported to Area Committee

Area Jobs Plan – Proposal for 2016/17

Key Actions to discuss with Councillors

1. Resetting Area Jobs Plan priorities

It is proposed that the Area Jobs Plan will be more tightly bound to existing NCC services and infrastructure including:

- Area Committees, Ward Action Plans and Nottingham Jobs services.

A template for Area Jobs Plan priorities has been revised. *Councillors are invited to propose additional priorities they would like to see within their Area Jobs Plan.*

Proposed Priorities 2016/17 (Example)	
1	Reduction in youth unemployment
2	Reduction in long term unemployment
3	Reduction in digital & financial exclusion
4	Employers visiting Local Schools
5	
6	

2. Establishing Employment & Skills ‘Partnership Group’.

The CES team will seek to establish Employment & Skills Partnership Group for each Area bringing together partners from Futures, DWP, the ALOs, NCC, and the wider local community – including businesses, colleges, and other public services (EG Nottingham City Homes). These groups, ideally chaired by a local councillor, will be administered by the relevant CES officer, with the ALO taking principal responsibility for coordinating delivery and recommending actions for the group to take forward against the priorities set by Area Committee. It will meet every two months

3. Regularly reviewing with Area Committee

The CES Team will ensure that progress reporting against key priorities is outlined in detail on a quarterly basis, meeting with councillors and attending chair’s briefings prior to every Area Committee. The CES Team want to help empower Area Committees to be the driving force in ensuring ALOs deliver Area Jobs Plans to meet agreed priorities and are held to account for coordinating all Employment & Skills activity within the local community.

Area Jobs Plan – Proposal for 2016/17

Active Projects and Statistics which will be reported against by Area/Ward

1. Current levels and trends in benefit claimants by Area/Ward
2. Step into Work for 18 – 29 years – no of individual NEETs supported onto the programme and into work/apprenticeships/learning
3. Nottingham Jobs – no of Hub vacancies, apprenticeships & training opportunities filled
4. Nottingham Jobs – no of NJF vacancies filled
5. Work Experience – no of WE placements filled
6. Family Learning – no of individuals supported into training
7. Job Clubs – no of individuals supported
8. Aspire – No of employers & schools engaged

Area 3 Questions for Employment and Skills

1. Are potential employees getting the qualifications wanted by employers?

Nottingham Jobs has worked with 321 new employers. The major part of the engagement with involves joint pre-employment training via Sector based work academies (SBWA), which helps potential employees gain the final skills and basic qualification specified by each employer.

Longer term skills and qualifications are addressed via community programmes like Step into Work which work with Futures, local colleges and community support agencies.

All Groundwork Greater Nottingham (GGN) clients receive appropriate careers advice which assists them to identify their chosen areas of work and then review their skills and capabilities against the needs of the jobs and sectors.

They are then assisted in developing an appropriate route way into each sector, which could mean addressing some basic skill issues before or at the same time as accessing longer term training courses or apprenticeships.

2. Careers advice at schools and academies – who is responsible for this area

In 2010, the government transferred the primary responsibility for careers advice to schools and academies, placing upon them a duty to provide free and independent careers advice – this to be supplemented with a national website and telephone support services.

Futures (formerly Connexions) workers continue to visit schools and academies, but they are unable to provide a universal one to one service and normally specialise in working with young people who are in specific need and danger of becoming NEET.

Aspire, a department within Futures, are responsible for careers advice and delivering 'Employability in Schools' within Futures. GGN have linked into this service to ensure joined up support.

In Area 3, further support is provided by GGN Youth & Play Team in working with young people in and outside of school who are in danger of becoming NEET. This support links them up with appropriate mentoring support and careers advice.

3. Bus passes publicity – not advertised well at local level

This is through Sustrans and information is available via Groundwork and the Jobcentre.

Also, each JCP work coach has access to discretionary funding to support job seekers and clients starting work.

Support with travel costs is available to all clients on Step into Work and Talent Match via discretionary funding. An integral part of the support GGN provides to the clients is helping them establish a realistic travel to work area and assisting them to resolve issues with travel.

4. Need clear definitions and understanding of what constitutes a contacts Session when supporting YP

The majority of GGN clients come through DWP or Futures referrals, with some associated information. At first contact with the clients, discussions take place over an average of 1-2 hours to form a basic initial assessment of their situation, targets and issues.

At second contact, within 5 days, an action plan is drawn up with the client, which identifies their route way in to work – this will detail any help they need with job search, it will cover training needs and it will also cover actions to address other issues to be supported via other agencies (Substance abuse, mental health, housing issues, etc).

It is then expected that depending on the capacity of the client and level of need a further series of meetings is held regularly with the clients – meeting at first on a more intensive frequently and then moving to a maintenance stage of contact every two weeks at a minimum.

Every effort is made to encourage the clients to keep to their plan and attend their meetings, and the team often go out to meet the clients at mutually convenient locations. Between planned appointments regular contact is maintained through telephone, text and email – making clients aware of the priority access jobs we have seen that fit their needs.

The maintenance stage is after the initial capacity building and it is at a time when we feel that the client has the tools and is prepared for regular job search activity.

5. YP complete ft course in construction but do not gain an A-C English and Maths

Each student would have completed a functional skill assessment before starting with any college and this determines what additional support the person needs to complete the course. It does not directly link with achieving A-C English and Maths, but this can be an option, if the student wants to.

Current government requirements for Colleges and Training Providers set out the need for young people under 19 to continue to study towards GCSE's A* - C in English and Maths or some limited equivalent functional skills.

Additionally, Sector Skills Councils set out the functional skills requirements for each type of Apprenticeship – Ofsted encourages the development of functional skills greater than those set out in the Apprenticeship Frameworks but often the employer and the young person limit themselves to the minimum levels required.

In some sectors like Construction and Engineering the functional skills are more appropriate to the needs of the job than the education provided by the GCSE qualifications.

6. Colleges not informing Futures that YP have left (contract states that colleges should do this)

Under the Raising the Participation Age legislation all colleges, training providers and schools have a contractual responsibility for informing the local authority of those young people under the age of 18 who start and leave courses and education. Different local authorities have different arrangements; some requiring more information about destinations.

This is not something that we are responsible for and needs to be addressed with the colleges directly.

7. If YP leave college before completing their courses the remaining funding is staying with the college (35% are not completing courses)

This is the responsibility of the Education Funding Agency (EFA) for people under the age of 19, and the Skills Funding Agency (SFA) for Adult Learners.

This is not something that we are responsible for and needs to be addressed with the colleges directly.

8. Do we know how many YP achieve level 2/3 qualifications?

Not available at the local level. Figures for Nottingham are as follows;

Level 2 & above – Nottingham 69.7% – National 73.3%

Level 3 & above – Nottingham 53.4% National 56.7%

9. Eco development – what are the new job vacancies; are jobs being filled?

At the time of writing, there were 194 jobs listed on www.nottinghamjobs.com in seventeen different sectors. 1643 jobs have been filled through the Jobs Hub since April 2015 across Nottinghamshire.

If you know of local employers who are in need of staff, please put them in touch with us and we would be happy to discuss their recruitment needs.

10. Low pay / poor pay - same companies using short term workers – 6 weeks? Do we hold any of this information?

All roles advertised through Nottingham Jobs meet minimum wage, including jobs and apprenticeships. We do work with some agencies and therefore advertise 0 hours and short term contracts, however for some clients these jobs are suitable to help them balance family or studying commitments.

In a lot of cases, the recruitment environments of the most commonly targeted occupational sectors are dominated by employment agencies and people looking specifically for such work are faced with these issues – as the employers have increasingly utilised agencies for financial and flexibility reasons.

GGN encourages our clients to consider a wider more aspirational range of opportunities within their skills sets.

Cluster Meeting Questions

Tell us how easy it is for

1. Young people in areas such as Clifton and other outer estates to attend job centres / job shops how is this being addressed?

Nottingham has a very good transport network; this makes travel from outer estates into the city is very easy. Attendance at JCP on non signing days allows citizens to access travel costs for those journeys. In addition we are working with citizens to broaden their Travel to work area (TTWA) as Nottingham city does have a greater Labour market than outer estates, which are largely residential - the expectation is up to 90 mins travel time to receive benefit. In addition we are utilising more regular contact through digital means, E-mail, Text and Phone. Furthermore young people can access Employability support provision within their own neighbourhood via the Step into Work Project and/or local Work Clubs. Each area has a lead organisation providing these services in a number of venues readily accessible to young people such as the Bulwell Riverside, Clifton Cornerstone, Mary Potter Centre, Top Valley Community Centre, Aspley Community & Training Centre, the Meadows' Bridgeway Centre, City College on Carlton Road, and all the NCC run libraries across the City.

2. Not all young people have computers available to them so that they can access jobs portals. How are they being helped to get access?

All JCP offices now have Computers for Citizens to access, in addition they also have "WIFI" Zones in JCP offices, and there is access to I.T through Libraries and Community/Step into Work Partners, within the venues outlined above.

In Addition Nottingham Jobs Hub has an App for mobile phones – most young people have smart phones and can access the app through this route.

3. Accessing College can be difficult sometimes requiring 2 buses how accessible are bus passes etc. to young people who need/are eligible for these.

There are several partners working with Nottingham Jobs, DWP, Nottingham City Council and local colleges, including Sustrans, Ridewise and Travelright, which provide a number of services and travel subsidies to support young people with travel costs associated with accessing Further Education, Apprenticeships or Employment. In addition both DWP and the Step into Work programme have discretionary funding available which can support jobseekers with travel costs (and other barriers to learning and work such as clothing, equipment etc) if this is preventing them from accessing college or employment.

4. How are young people who do not pass DBS tests supported into work/training examples?

Failing a DBS check does not disbar a young person from receiving employability support from DWP, Futures, Nottingham Jobs or the Step into Work Community partners. A criminal conviction can impact on the likely hood of gaining work in certain sectors, but JCP, Community partners, and Nottingham Jobs staff will advise on the career pathways available and support young people, accordingly.

5. Are young people being double counted by organisations?

Rigorous checks and monitoring of programmes delivered by Nottingham Jobs, Futures, or Community organisations ensure that the same person isn't counted twice when evaluating beneficiaries of a particular programme or service. However, when young people are recipients of multiple programmes or services EG – if they attend a NCC jobs fair, receive support on the Step into Work programme, and are helped into employment by Nottingham Jobs they will be counted by each of these services. Nevertheless, as these interventions are considered in parallel as complementary and not an accumulative total of different individuals then this issue is avoided.

6. What is meant by a contact session do we have common understanding of this term?

We are not entirely sure as terms can vary between different organisations, however we believe it refers to an initial attempt to engage individuals or groups of young people within a community setting to encourage them to access employability services, work clubs, course, sector-based work academies, work experience, apprenticeships and other employment and skills related products.

7. How can we find out /scrutinise how successful courses are for students in helping them progress beyond entry level courses?

In terms of 'entry-level courses' we can provide information on the employability programmes ran or supported by Nottingham Jobs including Step into Work, Sector Based Work Academies, and Job Clubs across the city. We can include this information in Area Jobs Plans reported at Area Committee. These programmes include various entry-level provision including function maths and English, ESOL, interview skills, CV writing, Job searching, and information, advice and guidance. They can also include sector specific qualifications and licenses. Nottingham Jobs, Futures, and our Community Partners can provide information on numbers going into employment, apprenticeships, work experience, or full-time education, following receipt of this provision. In terms of entry-level FE courses, this information would need to be sought from local colleges.

8. What evidence do you have to show that you are working with young people who are hard to reach including those with learning disabilities including dyslexia, English as a second language, mental health issues etc How do these young people access your services ?

The whole of the Nottingham Jobs Hub service is designed to make access to vacancies easier – The target audience of the Hub is unemployed claimants, this is a broader term that includes long term unemployed, vulnerable, Sick & Disabled, however there is no specific targeting of these groups as we are primarily employer-facing. Other initiatives in Nottingham Jobs are also focused on the broader cohort of unemployed claimants. Step into Work targets 18-29 year olds and our community partners delivering the programming have to provide bespoke support for young people with a range of barriers to learning and work including the ones mentioned above. Specialist supported services are commissioned or co-opted by the lead providers to engage clients with these barriers. Individual records are kept which outline the issues young people are facing, but current monitoring reports only record if the client has a disability or not (self-declared), rather than a breakdown of specific health or other barriers to learning work (housing or crime related for example). This will be built

into future reports as part of new Service Level Agreements being put in place with each partner delivering the programme. Some partners undertake specific outreach programmes to target different groups of young people and encourage them to sign on the programme. The rest of beneficiaries are referred directly by DWP when they reach 13 weeks unemployed OR earlier if their DWP work coach identifies a specific barrier, including those outlined above.

9. Young people need support in living skills in order for them to retain college places and jobs how is this support being provided?

This information would need to be supplied by colleges but they have support services in place to help young people with their living skills. More generally this is available through Nottingham City Homes and other Social landlords, the Priority Families Programme, Step into Work, and other social services.

10. In working with challenging young people are local contacts being used to link into these groups where they meet e.g. barbers shops etc.

In terms of the Nottingham Jobs community partners, they have accessible welcoming facilities in key locations across the city outlined above. They also work with clubs and groups such as Switch Up (boxing club), Street League and the Unity project (both football) and other young-people focused organisations to encourage referrals into their services, as part of their Area Jobs Plans

This page is intentionally left blank

Equality Impact Assessment Form (Page 1 of 2)

Title of EIA/ DDM: Employment & Training Response to Area Clusters Jobs and Training Review

Name of Author: Stacey Shillingford

Department: Development

Director: David Bishop

Service Area: Economic Development

Strategic Budget EIA NO

Author (assigned to Covalent): Stacey Shillingford

Brief description of proposal / policy / service being assessed:

To respond to questions, specifically in relation to the Area Committees and a proposed way forward for the facilitation and oversight of Area-based Employment & Skills activities through the creation of an 'Employment & Skills Area 3 Partnership', led by local Councillors and supported by dedicated officers from Employment & Skills. This would set priorities for local Area Jobs Plans, oversee their implementation by NLOs, and support the implementation of new and existing E&S programmes delivered by NLOs, the City Council, and wider partners and organisations operating in Area 3.

Information used to analyse the effects on equality:

Monthly Unemployment Update – Policy & Information Team Nottingham City Council – Nottingham Insight

Unemployment in Nottingham Quarterly Ethnicity Note October 2014 – Policy & information Team Nottingham City Council – Nottingham Insight

Benefits Bulletin November 2014 – Policy & information Team Nottingham City Council – Nottingham Insight

	Could particularly benefit X	May adversely impact X	How different groups could be affected (Summary of impacts)	Details of actions to reduce negative or increase positive impact (or why action isn't possible)
People from different ethnic groups.	<input checked="" type="checkbox"/>	<input type="checkbox"/>	<p>Ethnicity</p> <p>Nottingham is ranked 8th most deprived district in England in the 2015 Indices of Multiple Deprivation (IMD), a relative fall from 20th in the 2010 IMD</p> <p>Compared to the East Midlands and county average, Nottingham has a greater percentage of its population and therefore, workforce that are from ethnic minority backgrounds.</p> <p>In addition unemployment amongst black</p>	<p>Ethnicity, Age, Gender, Disability & Geography</p> <p>Through the Partnership Group, is it proposed to increase local democratic accountability of provision being delivered within neighbourhoods. To ensure new and existing Employment & Skills programmes respond to local need and reach the local residents furthest from being able to access learning and work.</p> <p>This will give a greater opportunity to improve efforts to target employment, training and skills development opportunities</p>
Men	<input checked="" type="checkbox"/>	<input type="checkbox"/>		
Women	<input checked="" type="checkbox"/>	<input type="checkbox"/>		
Trans	<input checked="" type="checkbox"/>	<input type="checkbox"/>		
Disabled people or carers.	<input checked="" type="checkbox"/>	<input type="checkbox"/>		
Pregnancy/ Maternity	<input checked="" type="checkbox"/>	<input type="checkbox"/>		
People of different faiths/ beliefs and those with none.	<input checked="" type="checkbox"/>	<input type="checkbox"/>		
Lesbian, gay or bisexual people.	<input checked="" type="checkbox"/>	<input type="checkbox"/>		
Older	<input type="checkbox"/>	<input type="checkbox"/>		

Younger	<input checked="" type="checkbox"/>	<input type="checkbox"/>
<p>Other (e.g. marriage/ civil partnership, looked after children, cohesion/ good relations, vulnerable children/ adults, people from deprived neighbourhoods).</p> <p><i>Please underline the group(s) /issue more adversely affected or which benefits.</i></p>	<input checked="" type="checkbox"/>	<input type="checkbox"/>

African and black African-Caribbean is higher (7.4%) than the overall city average (4.5%).

Age

Nottingham also has a greater number of young people aged 18-29 who are out of work: one of the highest overall unemployment rates in Nottinghamshire and one of the highest in the East Midlands. According to the Nomis, the largest unemployment fall, both numerically and proportionally, were in the 24 and under age group.

Geography

Nottingham also has great disparities of wealth according to geography with many wards such as Aspley, St Anns, Bulwell, Berridge, Bridge, Arboretum, Dales, and others having unemployment rates well above the city average of 4.5% (from NCC Nomis Feb 2015 update).

Gender

Imbalances in gender employment remain. According to the Nomis Unemployment by Ethnicity report for Nottingham City, December 2015, female unemployment fell at a greater rate than male in the last year, however, female unemployment rate remains higher than the pre-recession level of around 1.8% due mostly to restrictions imposed on people's eligibility for Income Support for Lone Parents, which caused large numbers of women to transfer to JSA.

Disability

As per the NCC Benefits Bulletin of Feb 2014 there are over 16,560 Incapacity Benefit, Severe Disability Allowance, and

at unemployed Nottingham City residents, with a greater proportion of whom are young and/or from an ethnic minority background, and live within the cities most deprived community and neighbourhoods.

This will be delivered through Community Partners who will ensure unemployed city residents are supported with specific barriers to employment and training – whether cultural, linguistic, health, housing, or skills related. Many ethnic minorities, younger (and older) people, and individuals living in deprived communities, will have greater obstacles to accessing work as a result of social exclusion and therefore these interventions are crucial to helping them on the journey to employment.

			Employment & Support Allowance claimants in Nottingham. This represents 7.6% of the population and is well above the national average of 5.9%.	
--	--	--	--	--

Outcome(s) of equality impact assessment:

- No major change needed
- Adjust the policy/proposal
- Adverse impact but continue
- Stop and remove the policy/proposal

Arrangements for future monitoring of equality impact of this proposal / policy / service:

Note when assessment will be reviewed (e.g. Review assessment in 6 months or annual review); Note any equality monitoring indicators to be used; consider existing monitoring/reporting that equalities information could form part of.

Approved by (manager signature):

The assessment must be approved by the manager responsible for the service/proposal. Include a contact tel & email to allow citizen/stakeholder feedback on proposals.

Date sent to equality team for publishing:

Send document or link to:
equalityanddiversityteam@nottinghamcity.gov.uk

Page 7

Before you send your EIA to the Equality and Community Relations Team for scrutiny, have you:

1. Read the guidance and good practice EIA's
<http://www.nottinghamcity.gov.uk/article/25573/Equality-Impact-Assessment>
2. Clearly summarised your proposal/ policy/ service to be assessed.
3. Hyperlinked to the appropriate documents.
4. Written in clear user friendly language, free from all jargon (spelling out acronyms).
5. Included appropriate data.
6. Consulted the relevant groups or citizens or stated clearly when this is going to happen.
7. Clearly cross referenced your impacts with SMART actions.

This page is intentionally left blank

WEST AREA COMMITTEE – 2 MARCH 2016

Title of paper:	Local Plan Part 2: Land and Planning Policies Document – Publication Version	
Director(s)/ Corporate Director(s):	Sue Flack – Director for Planning and Transport David Bishop – Deputy Chief Executive/Corporate Director Development & Growth	Wards affected: Aspley Bilborough Leen Valley
Report author(s) and contact details:	Dawn Alvey, Local Plans Manager, 0115 876 3982 dawn.alvey@nottinghamcity.gov.uk	
Other colleagues who have provided input:	N/A	
Date of consultation with Portfolio Holder(s) (if relevant)		
Relevant Council Plan Key Theme:		
Strategic Regeneration and Development		<input type="checkbox"/>
Schools		<input type="checkbox"/>
Planning and Housing		<input checked="" type="checkbox"/>
Community Services		<input type="checkbox"/>
Energy, Sustainability and Customer		<input type="checkbox"/>
Jobs, Growth and Transport		<input type="checkbox"/>
Adults, Health and Community Sector		<input type="checkbox"/>
Children, Early Intervention and Early Years		<input type="checkbox"/>
Leisure and Culture		<input type="checkbox"/>
Resources and Neighbourhood Regeneration		<input type="checkbox"/>
Summary of issues (including benefits to citizens/service users):		
<p>Once adopted, the Land and Planning Policies Document will form the second part of the City Council's Local Plan for Nottingham City, alongside the Nottingham City Aligned Core Strategy (Local Plan Part 1), which was adopted in September 2014.</p> <p>Following approval for consultation by Executive Board, the Land and Planning Policies Document has been published for a six week period ending 11 March 2016 to allow formal representations. This follows several consultation stages including Issues and Options consultation and a Preferred Options consultation (with reports to Area Committees at each of these stages).</p> <p>Following this Publication stage, the Land and Planning Policies Document will undergo independent examination. If found sound, the document will be adopted and, alongside the Core Strategy, will replace the current Local Plan (2005).</p> <p>The Land and Planning Policies Document contains planning policies to guide decision making on planning applications. Some policies have been carried forward from the last Local Plan (adopted in 2005) but there are also new policy areas.</p> <p>The Land and Planning Policies Document also includes 85 specific sites which are allocated for particular uses, such as housing, employment or retail. Site allocations and policy designations are set out on a map known as the Policies Map, which is published alongside the Land and Planning Policies Document.</p>		

Recommendation(s):

1	To note that the Local Plan Part 2: Land and Planning Policies document (Publication Version) and accompanying Policies Map has been published for representations, and the period for making representations ends on 11 March 2016.
----------	--

1 REASONS FOR RECOMMENDATIONS

1.1 Production of a Local Plan is a Statutory requirement.

2 BACKGROUND (INCLUDING OUTCOMES OF CONSULTATION)

2.1 Once adopted, the Local Plan Part 2: Land and Planning Policies Document (Local Plan) will form part of the statutory planning framework for Nottingham, alongside the Core Strategy. Before the Local Plan can be adopted, it must go through several stages of formal and informal consultation. To date, the Local Plan has been through three informal stages of consultation – the Issues and Options consultation stage, the Additional Sites consultation stage and the Preferred Option consultation stage.

2.2 The previous consultations have informed the development of the Local Plan, which the Council now considers is ready for independent examination by a Government appointed planning inspector. Following approval for consultation at Executive Board, the Local Plan has been published and representations invited. This provides a formal opportunity for the local community and other interested parties to consider the Local Plan. Government regulations require that representations should relate to whether the Local Plan is legally compliant and is “sound” (ie whether the Plan has been positively prepared, is justified, effective and consistent with national policy).

2.3 All documents can be viewed at www.nottinghamcity.gov.uk/localplan.

2.4 The policies in the Local Plan address the following matters:

- Climate Change
- Employment Provision and Economic Development
- Role of Town, District and Local Centres
- Regeneration
- Strategic Regeneration Sites
- Housing Size, Mix and Choice
- Design and Enhancing Local Identity
- The Historic Environment
- Local Services and Healthy Lifestyles
- Community Facilities
- Managing Travel Demand
- Green Infrastructure, Parks and Open Space
- Biodiversity
- Minerals
- Telecommunications
- Land Contamination, Instability and Pollution
- Developer Contributions

2.5 The Local Plan also includes a Policies Map showing new or amended designations (e.g. the Castle and Creative Quarters, Retail Centres, Green Belt Revisions and

Minerals Safeguarding Areas), together with the site allocations.

2.6 The following site allocations are relevant to this Area Committee, and site plans and Development Principles are included at appendix 1:

Local Plan Ref	Site	Ward
PA16	Woodhouse Way - Nottingham Business Park North	Bilborough
PA17	Woodhouse Way - Woodhouse Park	Bilborough
PA24	College Way - Melbury School Playing Field	Bilborough
PA25	Chingford Road Playing Field	Bilborough
PA26	Denewood Crescent - Denewood Centre	Bilborough
PA27	Wilkinson Street - Former PZ Cussons	Leen Valley
PA29	Bobbers Mill Bridge - Land Adjacent to Bobbers Mill Industrial Estate	Leen Valley
PA30	Bobbers Mill Bridge - Bobbers Mill Industrial Estate	Leen Valley
PA31	Ascot Road - Speedo	Leen Valley
PA32	Beechdale Road - South of Former Co-op Dairy	Leen Valley
PA33	Chalfont Drive - Former Government Buildings	Leen Valley
PA34	Beechdale Road - Former Beechdale Baths	Leen Valley

3 OTHER OPTIONS CONSIDERED IN MAKING RECOMMENDATIONS

3.1 CONSULTATION

3.1.1 370 individual people and organisations responded to the Preferred Option consultation and there were approximately 1,370 individual responses.

3.1.2 A Report of Consultation has been produced setting out the measures undertaken at previous consultation stages. This has been published alongside the Local Plan.

3.2 **SUSTAINABILITY APPRAISAL:** Under the requirements of the Planning and Compulsory Purchase Act (2004), a Sustainability Appraisal (SA) (which incorporates the EU requirement for Strategic Environmental Assessment) has been produced. The SA has 14 objectives relating to economic, social and environmental issues in Nottingham. The SA assesses the potential impacts of each of the policies and site allocations against the 14 objectives, and has been published alongside the Local Plan.

3.3 OTHER BACKGROUND ASSESSMENTS

3.3.1 In addition to analysing the consultation responses and undertaking the SA, a number of other background assessments have been undertaken to inform the Local Plan. Each of the sites put forward for allocation has undergone a detailed assessment. The assessment involved collecting information regarding planning history, land use, constraints, transport and accessibility, wider regeneration benefits, infrastructure and energy and heat networks and previous work, including Development Briefs. Site visits were also undertaken for each site.

3.3.2 Background Papers have also been produced to inform the Local Plan policies.

These are titled as follows:

- Climate Change
- Employment and Economy
- Infrastructure Delivery Plan
- Green Belt
- Minerals
- Retail
- Sustainable, Inclusive and Mixed Communities
- Transport
- Equalities Impact Assessment

3.4 NEXT STEPS

3.4.1 Any representations received will be considered and technical drafting changes may be proposed if any factual or minor inaccuracies emerge. These will not be consulted upon. However, if the City Council wishes to make any further substantial changes to the draft Local Plan in response to the representations or other key factors, then it is likely that these will need to be subject to further consultation.

3.4.2 The Council will summarise the main issues raised by representations, and submit the summary together with the Local Plan and all the representations to the Secretary of State for independent examination by an Inspector. The examination is likely to include a public hearing session, when parties making representations may, at the Inspector's discretion, present their views in person. Submission of the Plan to the Government is expected to be in the Autumn of 2016, with public examination early 2017. If the Local Plan is found sound it is anticipated that it will be adopted in summer 2017.

4 **FINANCE COMMENTS (INCLUDING IMPLICATIONS AND VALUE FOR MONEY/VAT)**

4.1 The preparation and consultation of the Land and Planning Policies Document is part of the statutory planning process. The costs of this activity will be met from existing resources earmarked for this purpose.

5 **LEGAL AND PROCUREMENT COMMENTS (INCLUDING RISK MANAGEMENT ISSUES, AND LEGAL, CRIME AND DISORDER ACT AND PROCUREMENT IMPLICATIONS)**

5.1 As indicated in the main body of the report, the Council is under a statutory duty to produce a Local Plan of which the LAPP is part. Requirements relating to the production and adoption of the local plan are prescribed by regulations. Any representations received as a result of the current public consultation will need to be considered and, (assuming that no substantial changes are required,) the LAPP, it's supporting documentation and the representations will then be the subject of a report to Council to approve its submission for independent examination. Whilst there are risks that the Policy could be found to be unsound or challenged on adoption the LAPP has been the subject of legal advice during its preparation to seek to ensure its compliance with the law and planning policy.

6 STRATEGIC ASSETS & PROPERTY COMMENTS (FOR DECISION RELATING TO ALL PROPERTY ASSETS AND ASSOCIATED INFRASTRUCTURE) (AREA COMMITTEE REPORTS ONLY)

- 6.1 Property has been consulted as part of the process of developing the Land and Planning Policies document which includes a number of sites in Council ownership. The inclusion of these sites in the LAPP will assist in bringing them forward for development.

7 EQUALITY IMPACT ASSESSMENT

- 7.1 The EIA can be viewed at www.nottinghamcity.gov.uk/localplan and due regard will be given to any implications identified in it.

8 LIST OF BACKGROUND PAPERS OTHER THAN PUBLISHED WORKS OR THOSE DISCLOSING CONFIDENTIAL OR EXEMPT INFORMATION

- 8.1 None

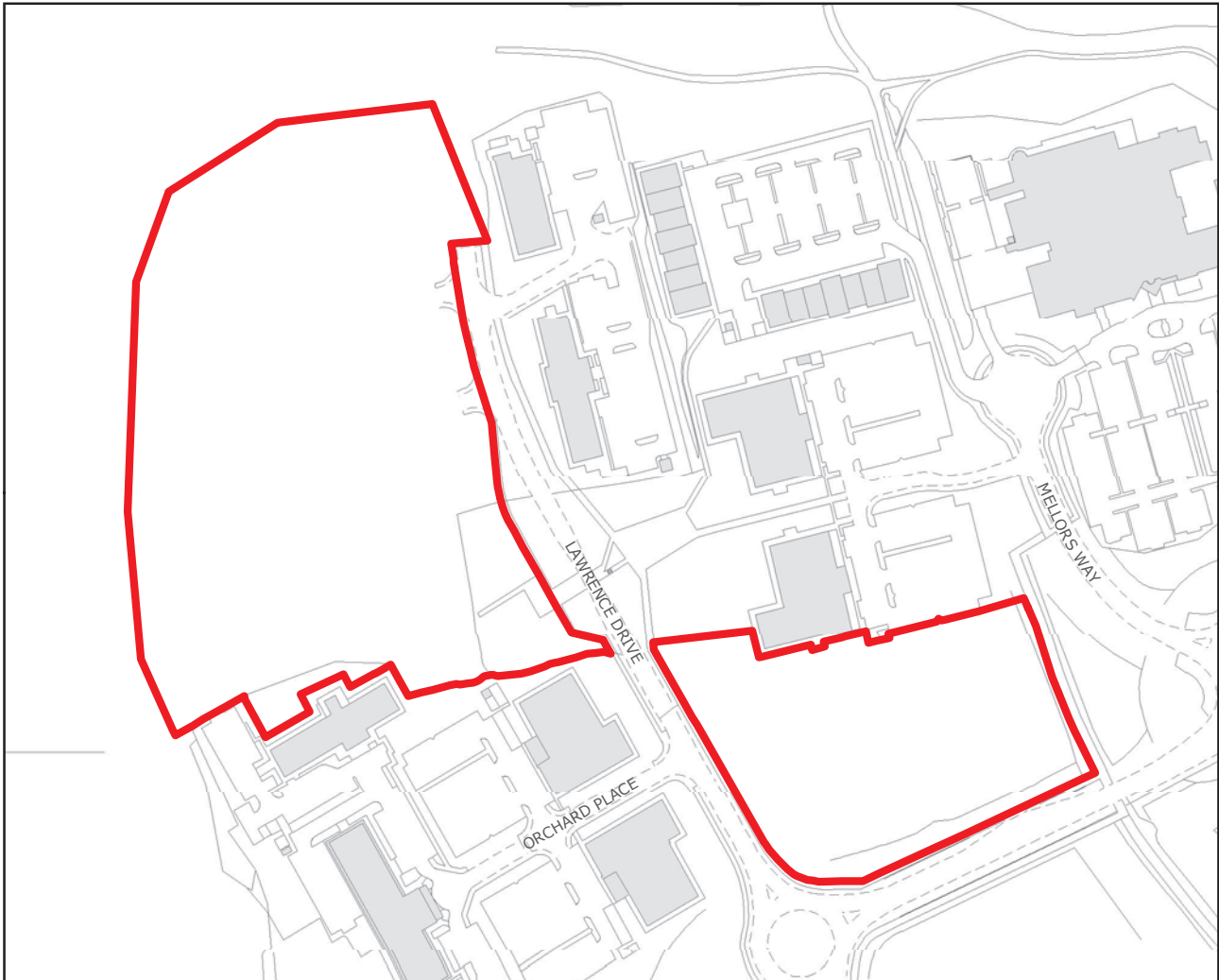
9 PUBLISHED DOCUMENTS REFERRED TO IN COMPILING THIS REPORT

- 9.1 Local Plan Part 2: Land and Planning Policies Document – Publication Version January 2016 (approved by Executive Board November 2015)
- 9.2 The Land and Planning Policies Development Plan Document, Preferred Option, September 2013
- 9.3 The Nottingham Local Plan (2005)
- 9.4 The Land and Planning Policies Sustainability Appraisal Report, January 2016
- 9.5 The Land and Planning Policies Preferred Option Report of Consultation, January 2016
- 9.6 The Land and Planning Policies Site Assessment Document, January 2016
- 9.7 Climate Change Background Paper, January 2016
- 9.8 Retail Background Paper, January 2016
- 9.9 Transport Background Paper, January 2016
- 9.10 Sustainable, Inclusive and Mixed Communities Background Paper, January 2016
- 9.11 Employment Provision and Economic Development Background Paper, January 2016
- 9.12 Minerals Background Paper, January 2016
- 9.13 Green Belt Background Paper, January 2016

9.14 Infrastructure Delivery Plan, January 2016

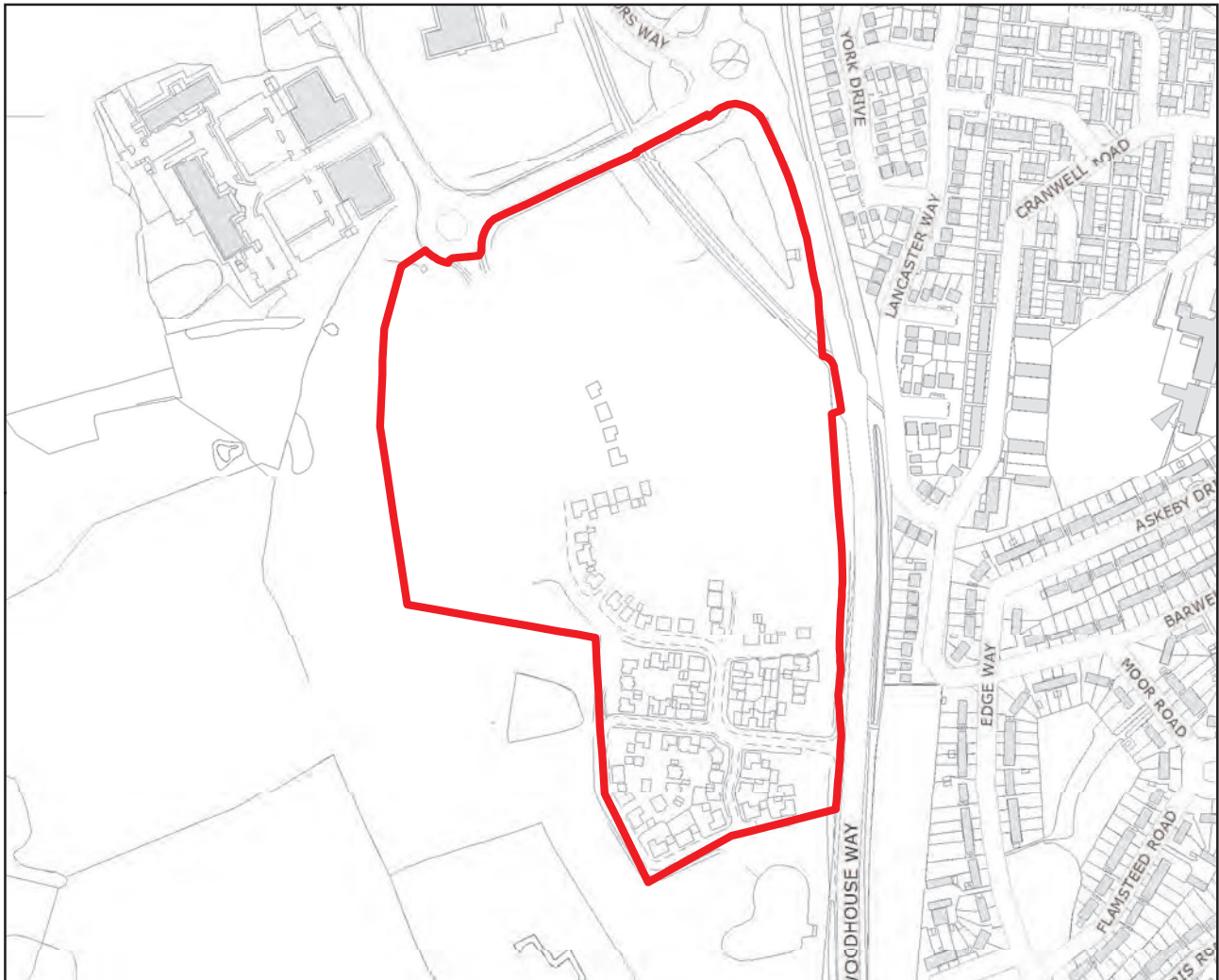
9.15 www.nottinghamcity.gov.uk/localplan

PA16 Woodhouse Way - Nottingham Business Park North



<p>Site Area (ha): 4.78</p> <p>Ward: Bilborough</p> <p>Address: Land Off Woodhouse Way</p> <p>Current use: Vacant</p>	<p>Proposed use: Employment (B1, B2, B8).</p> <p>Development principles: Design and layout should complement the existing business park. The site is adjacent to both the Green Belt and Landscape Character Areas (as identified in the Greater Nottingham Landscape Character Assessment). Both designations require sensitive design to minimise impacts, particularly at the boundaries of the site where enhanced planting should be provided to filter and soften views of the business park and to reinforce the Green Belt boundary. Opportunities to improve cycling and walking connections. Proposals should have regard to the presence of Strelley Conservation Area to the south west of the site. Layout will need to take account of the final alignment of the proposed line of HS2, the indicative route of which is safeguarded on the Policies Map. Highway Route Improvement Safeguarding (TR2.6) safeguards the existing road network to accommodate improvements to the road network if required. There is a small area of coal mining legacy within the site. Within Mineral Safeguarding Area - requires prior consultation.</p>
---	---

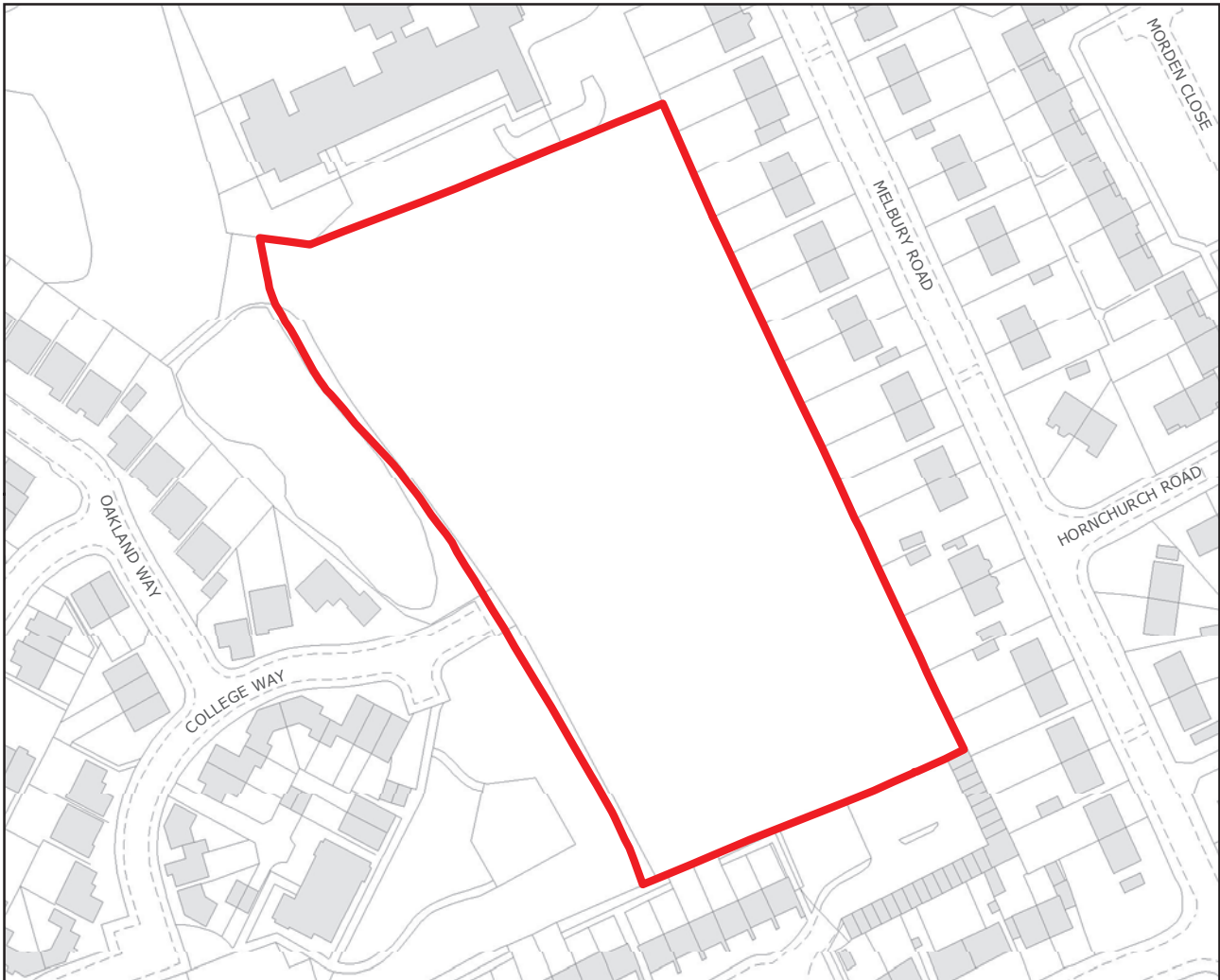
PA17 Woodhouse Way - Woodhouse Park



<p>Site Area (ha): 12.2</p> <p>Ward: Bilborough</p> <p>Address: Land Off Woodhouse Way</p> <p>Current use: Vacant</p>	<p>Proposed use: Residential, (C3, predominantly family housing with scope for an element of specialist housing suitable for elderly people). Local convenience store (A1), employment uses (B1, B2, B8) with appropriate buffer if employment uses are developed alongside residential.</p> <p>Development principles: Design and layout should have regard to the presence of Strelley Conservation Area to the south west of the site and an archaeological constraints area within the site boundary to the north east. The site is adjacent to both the Green Belt and Landscape Character Areas (as identified in the Greater Nottingham Landscape Character Assessment). Both designations require sensitive design to minimise impacts, particularly at the boundaries of the site where enhanced planting should be provided to filter and soften views of the business park and to reinforce the Green Belt boundary. This site is close to the proposed line of HS2. If committed on the currently proposed alignment, development of the site will need to be designed to take account of any amenity issues arising as a result. TR2.6 shown on the Policies Map safeguards the existing road network to accommodate improvements if required. The water course in the north east corner of the site should be retained and its wildlife value enhanced. Opportunities to enhance biodiversity and habitat corridors to Stone Pit Plantation LWS to the south west. There is potential for this development to help address identified open space deficiencies in the area. There is a small area of coal mining legacy within the site. Within Mineral Safeguarding Area - requires prior consultation.</p>
---	---



PA24 College Way - Melbury School Playing Field



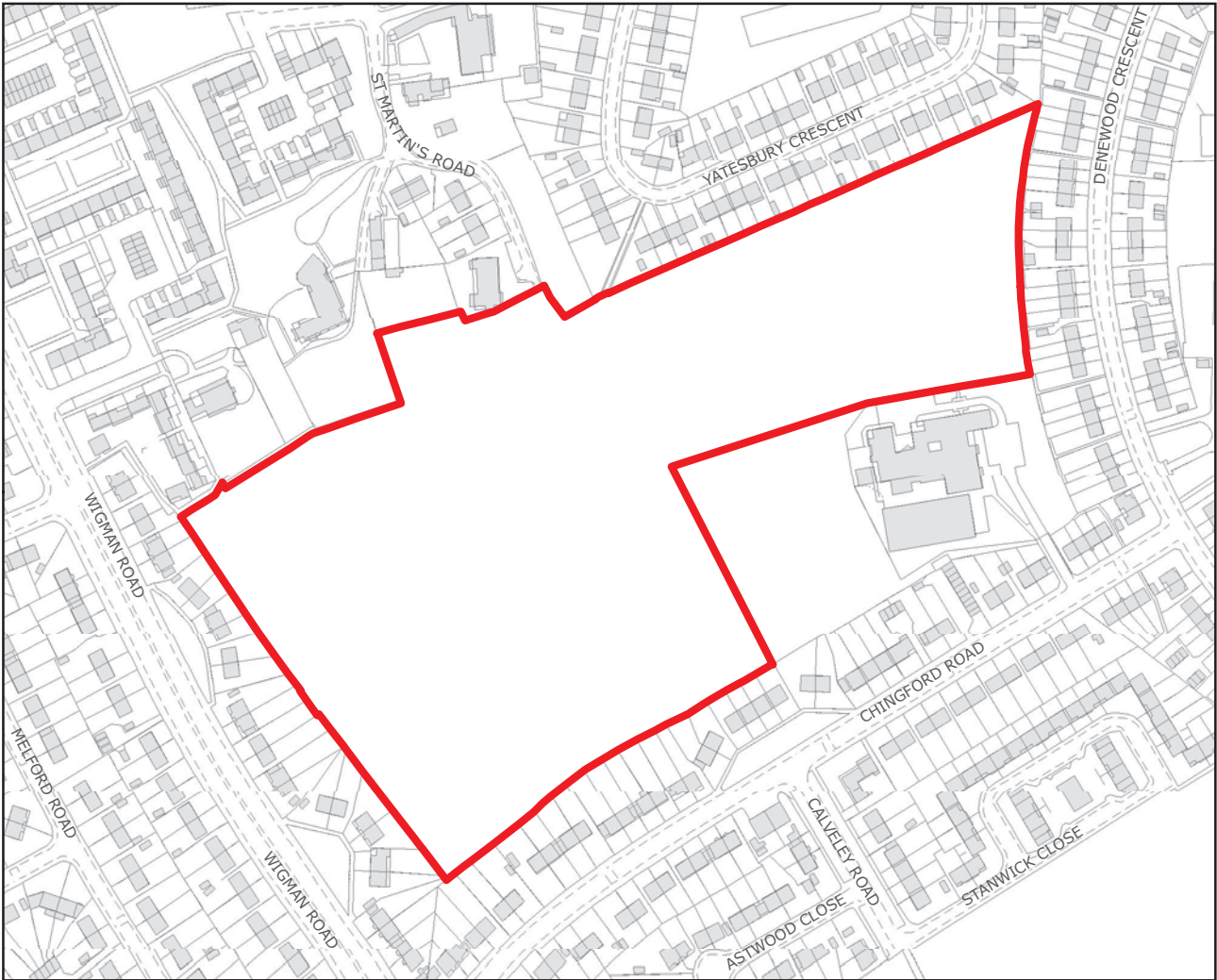
<p>Site Area (ha): 1.39</p> <p>Ward: Bilborough</p> <p>Address: College Way</p> <p>Current use: Open space</p>	<p>Proposed use: Residential (C3, predominantly family housing) with provision of on site open space.</p> <p>Development principles: Design, layout and access should be carefully considered to avoid adverse impacts on existing residential properties. Residential development should include publicly accessible on site open space with links to existing open space in the north west. Within Minerals Safeguarding Area and there is a small area with coal mining legacy within the site - requires consideration prior to development.</p>
--	--



© Crown copyright and database right 2015. Ordnance Survey Licence number 100019317.

0 10 20 40 Meters

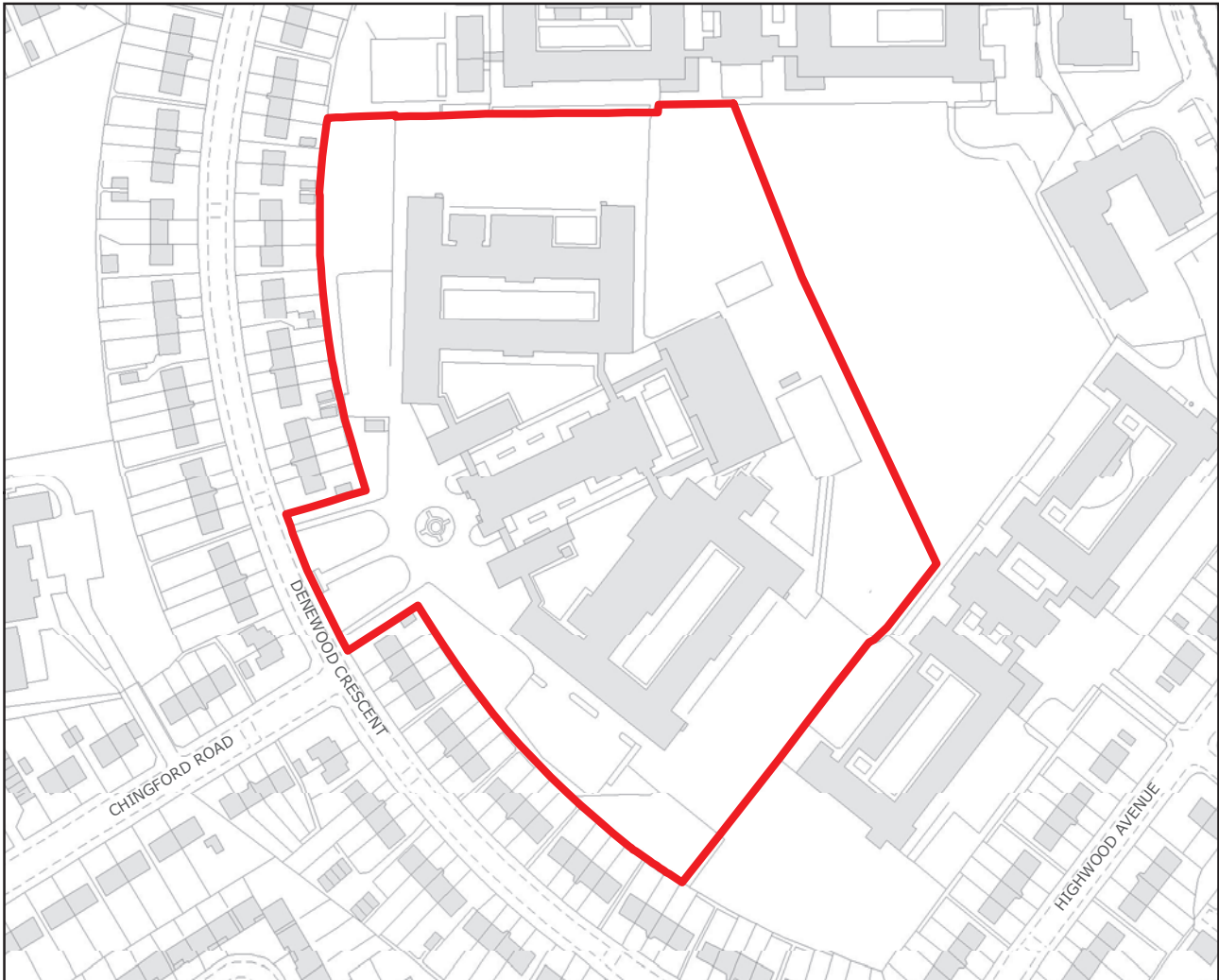
PA25 Chingford Road Playing Field



<p>Site Area (ha): 6.02</p> <p>Ward: Bilborough</p> <p>Address: Chingford Road</p> <p>Current use: Open space</p>	<p>Proposed use: Residential (C3, predominantly family housing) with a proportion of the site retained as open space.</p> <p>Development principles: Design, layout and access should be carefully considered to avoid adverse impacts on existing residential properties and the density of development should be similar to that of the existing surrounding residential development. The site is adjacent to Listed Buildings and development proposals should protect and enhance the setting of these heritage assets. A proportion of the site should be retained as provision for semi-natural open space. This could be incorporated into multi-purpose greenspace and may provide opportunities to create a buffer to aid protection of the setting of nearby heritage assets. Early engagement with Severn Trent Water required on connection to water/waste water services. Within Minerals Safeguarding Area - prior consultation required.</p>
---	---



PA26 Denewood Crescent - Denewood Centre



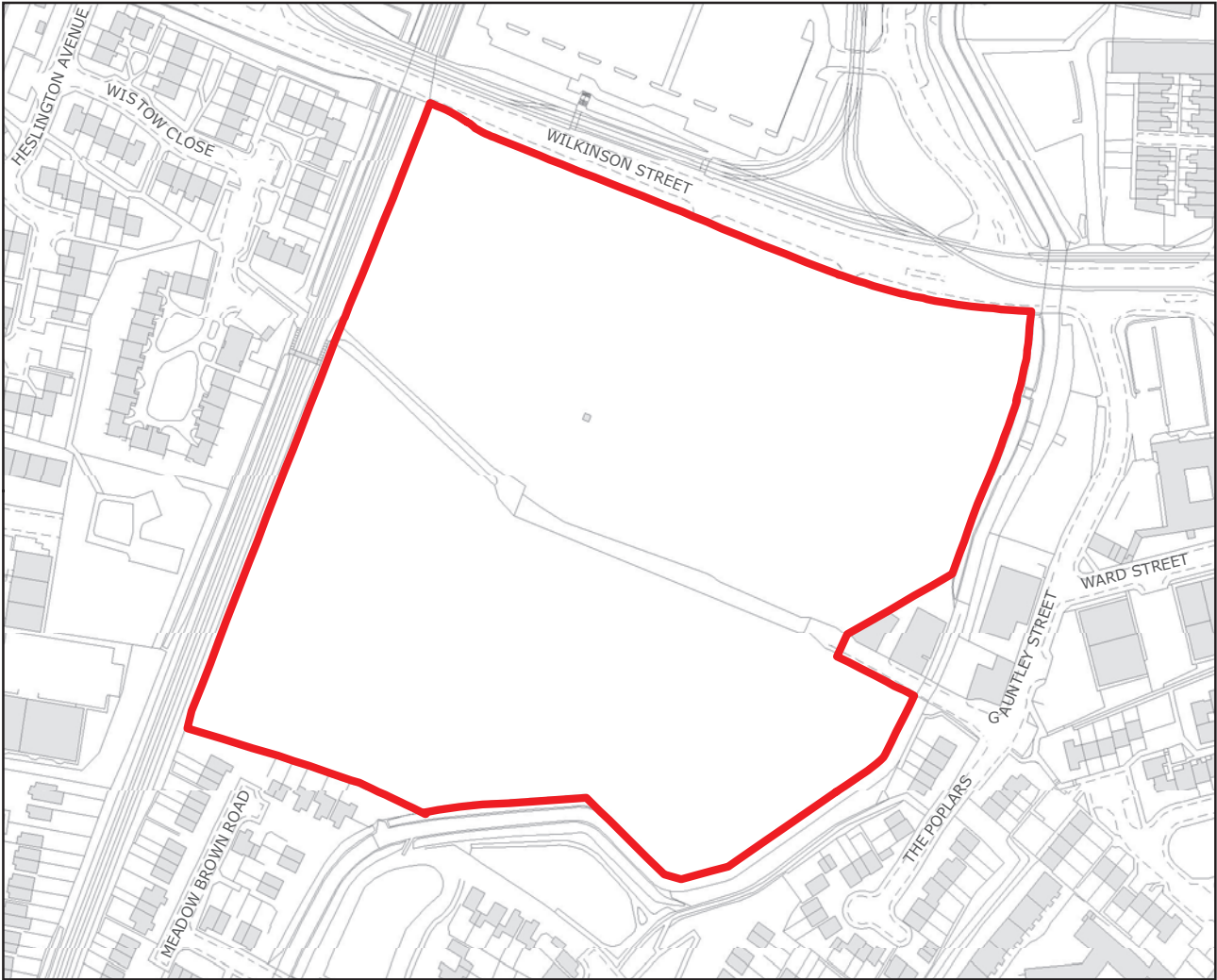
<p>Site Area (ha): 3.04</p> <p>Ward: Bilborough</p> <p>Address: Denewood Crescent</p> <p>Current use: Training Facility</p>	<p>Proposed use: Residential (C3, predominantly family housing) with potential for an element of specialist housing to meet the needs of the elderly.</p> <p>Development principles: Design, layout and access should be carefully considered to avoid adverse impacts on existing residential properties. Within Minerals Safeguarding Area - prior consultation required.</p>
---	---



© Crown copyright and database right 2015. Ordnance Survey Licence number 100019317.

0 15 30 60 Meters

PA27 Wilkinson Street - Former PZ Cussons



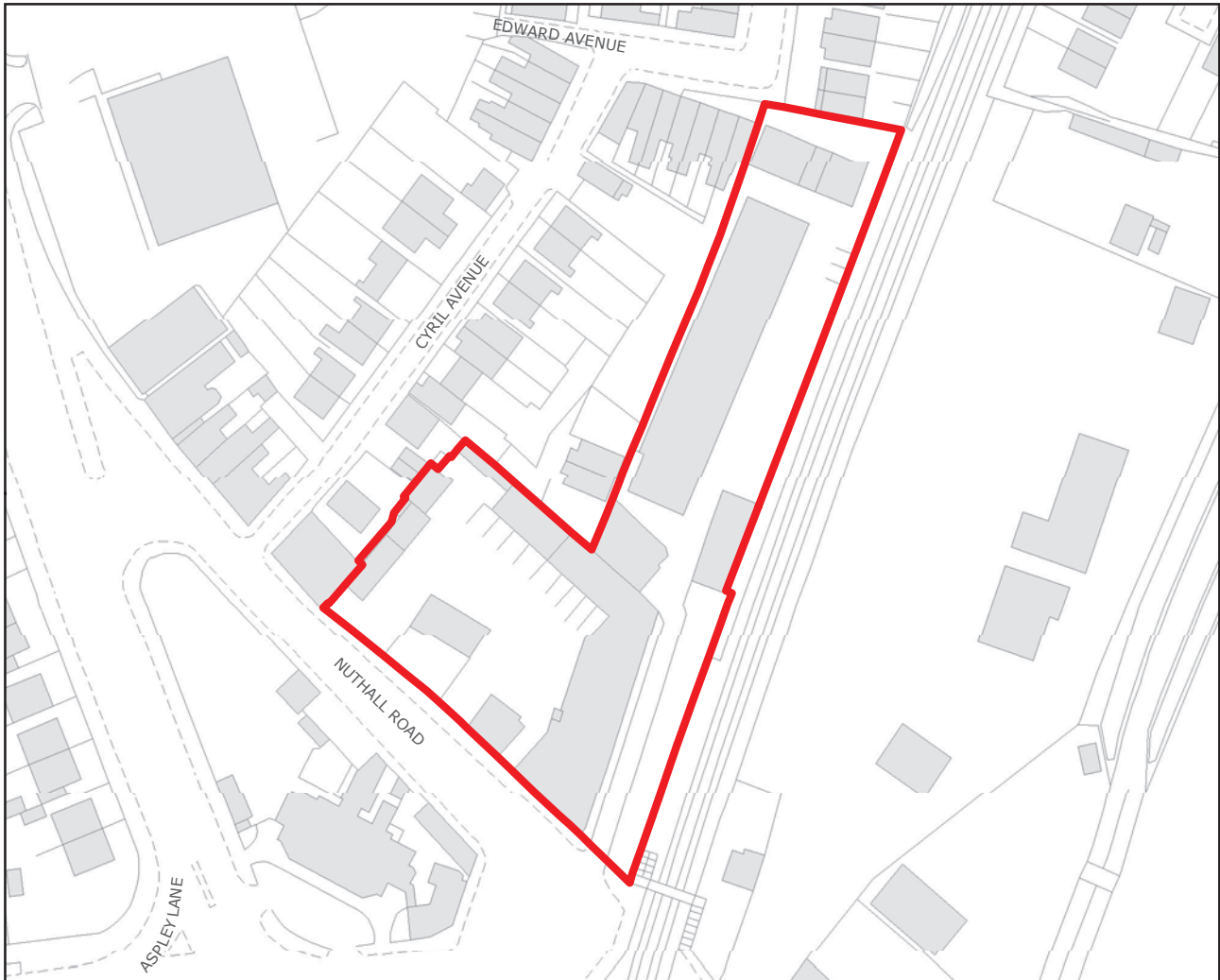
<p>Site Area (ha): 6.6</p> <p>Ward: Leen Valley</p> <p>Address: Wilkinson Street</p> <p>Current use: Cleared site</p>	<p>Proposed use: Residential (C3, predominantly family housing), employment (B1, B2) and open space.</p> <p>Development principles: Proposals should have regard to the Star Buildings Conservation Area located to the north east of the site and proposals should seek to retain the existing chimney within development. The site is within an area of high flood risk and any planning application should be accompanied by a site specific Flood Risk Assessment. Floodplain compensation should be provided within the site. The River Leen LWS and its associated green corridor, borders the site to the east and south. These habitats should be protected, and where possible, enhanced by the development. New and improved walking and cycling links should be provided across the site - indicative route shown on the Policies Map. The site is within 250m of landfill site and is underlain by principal aquifer, therefore the potential to pollute the groundwater resource should be considered. Within Minerals Safeguarding Area and Hazardous Installation Consultation Zone - requires consideration prior to development.</p>
---	---



© Crown copyright and database right 2015. Ordnance Survey Licence number 100019317.

0 20 40 80 Meters

PA29 Bobbers Mill Bridge - Land Adjacent to Bobbers Mill Industrial Estate



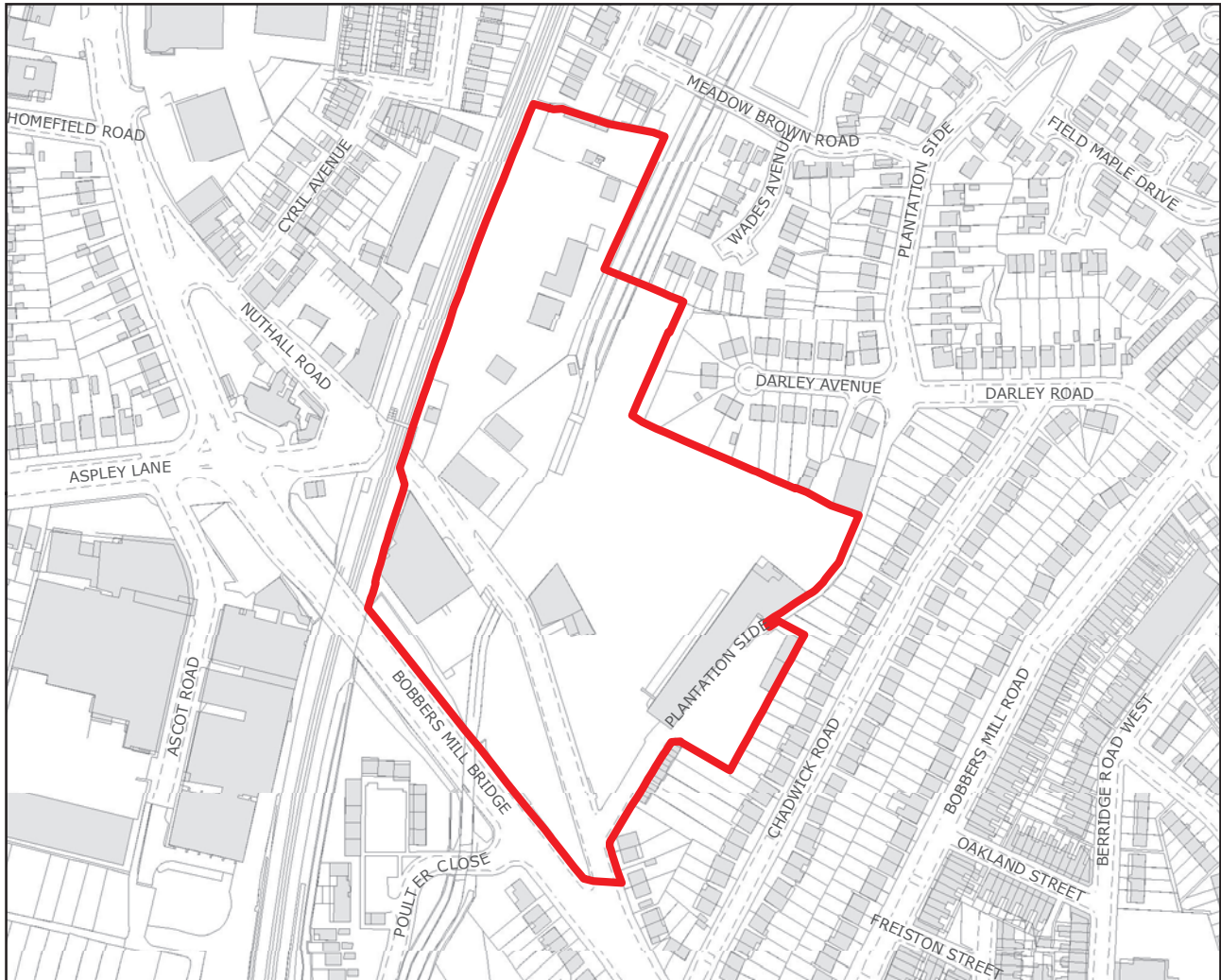
<p>Site Area (ha): 0.55</p> <p>Ward: Leen Valley</p> <p>Address: Bobbers Mill Bridge</p> <p>Current use: Employment</p>	<p>Proposed use: Residential use (C3, predominantly family housing).</p> <p>Development principles: The site is within areas of medium and high flood risk. Any planning application should be accompanied by a site specific Flood Risk Assessment. An holistic approach to flood risk management, flood plain compensation and mitigation is required with other sites in the Bobbers Mill area with close involvement of the Local Authority and Environment Agency. The site is underlain by a principal aquifer and it should be ensured that development does not result in pollution of the groundwater resource. Within Mineral Safeguarding Area - requires prior notification but not considered a barrier to development. Within an Archaeological Constraints Area and this should be considered early on in the development process. Opportunities to improve walking and cycling links through the site should be explored along side opportunities for habitat enhancement.</p>
---	--



© Crown copyright and database right 2015. Ordnance Survey Licence number 100019317.

0 5 10 20 Meters

PA30 Bobbers Mill Bridge - Bobbers Mill Industrial Estate



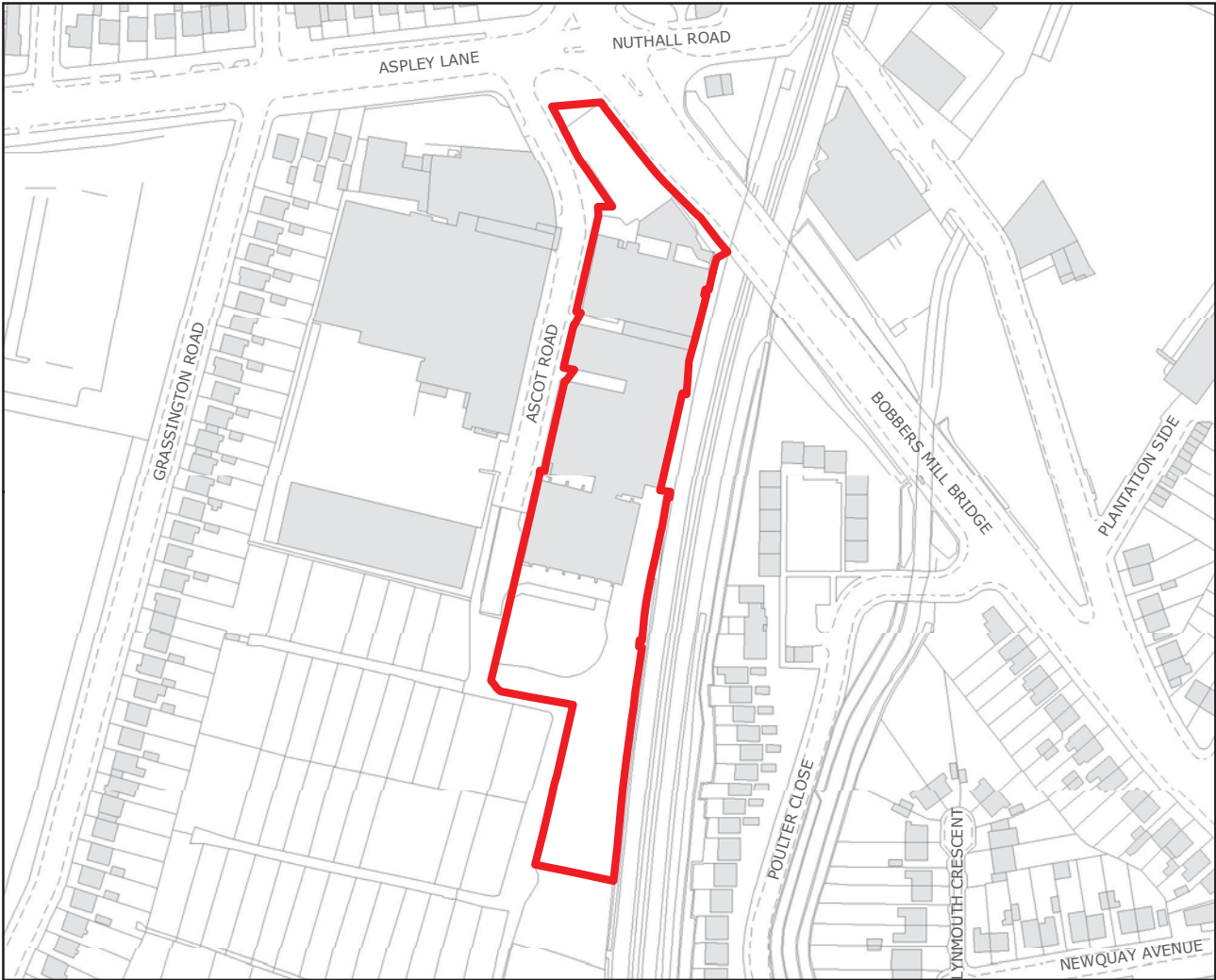
<p>Site Area (ha): 4.26</p> <p>Ward: Leen Valley</p> <p>Address: Bobbers Mill Bridge</p> <p>Current use: Employment</p>	<p>Proposed use: Residential (C3, predominantly family housing), employment (B1).</p> <p>Development principles: Design, layout and access should be carefully considered to avoid adverse impacts on existing residential properties. The River Leen LWS runs through the centre of the site and this should be a feature of development and the opportunity should be taken to enhance the ecological and visual amenity value of watercourse. Open space could be provided either side to buffer, protect and enhance the River Leen. There is potential for this development to help address identified open space deficiencies in the area. There are opportunities to improve cycle and pedestrian connections through the site and an indicative route is shown on the Policies Map. The site is within an area of high flood risk and any planning application should be accompanied by a site specific Flood Risk Assessment and proposals should include flood risk mitigation measures. Layout should have regard to potential need for an easement adjacent to the River Leen. Part of the site is within an Archaeological Constraints Area and this should be considered early on in the development process. Within a Mineral Safeguarding Area - prior notification required but this is not anticipated to be a barrier to development.</p>
---	--



© Crown copyright and database right 2015. Ordnance Survey Licence number 100019317.

0 20 40 80 Meters

PA31 Ascot Road - Speedo



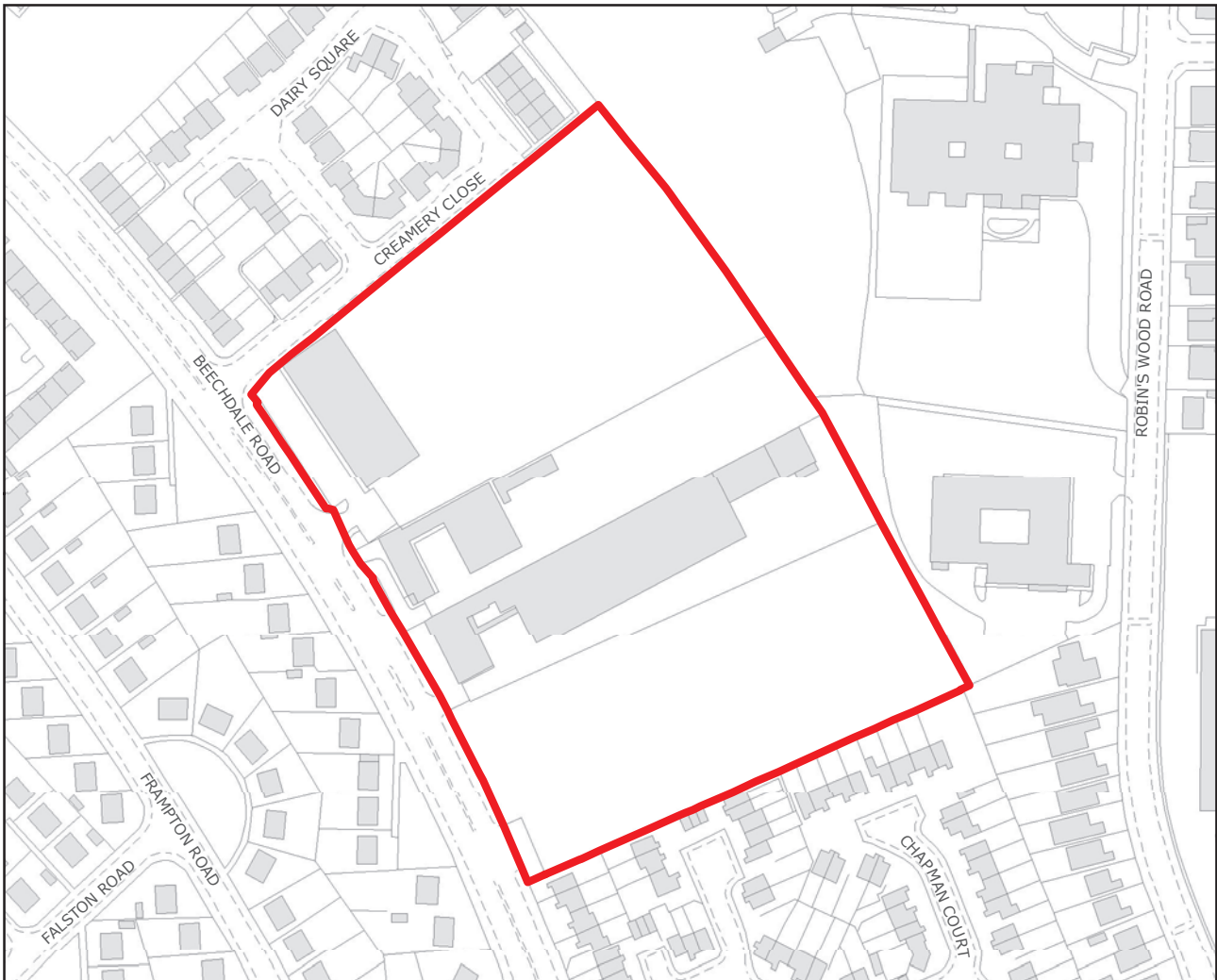
<p>Site Area (ha): 1.02</p> <p>Ward: Leen Valley</p> <p>Address: Ascot Road</p> <p>Current use: Employment</p>	<p>Proposed use: Residential (C3, predominantly family housing).</p> <p>Development principles: The River Leen is in close proximity to the site and a green corridor along the railway line borders the site to the east. Where possible, the opportunity should be taken to link into this green corridor and create new green infrastructure on site. This site is in an area of high flood risk and development proposals for the site will need to be informed by a site specific Flood Risk Assessment. Within Minerals Safeguarding Area - prior notification required but not considered a barrier to development.</p>
--	--



© Crown copyright and database right 2015. Ordnance Survey Licence number 100019317.

0 15 30 60 Meters

PA32 Beechdale Road - South of Former Co-op Dairy



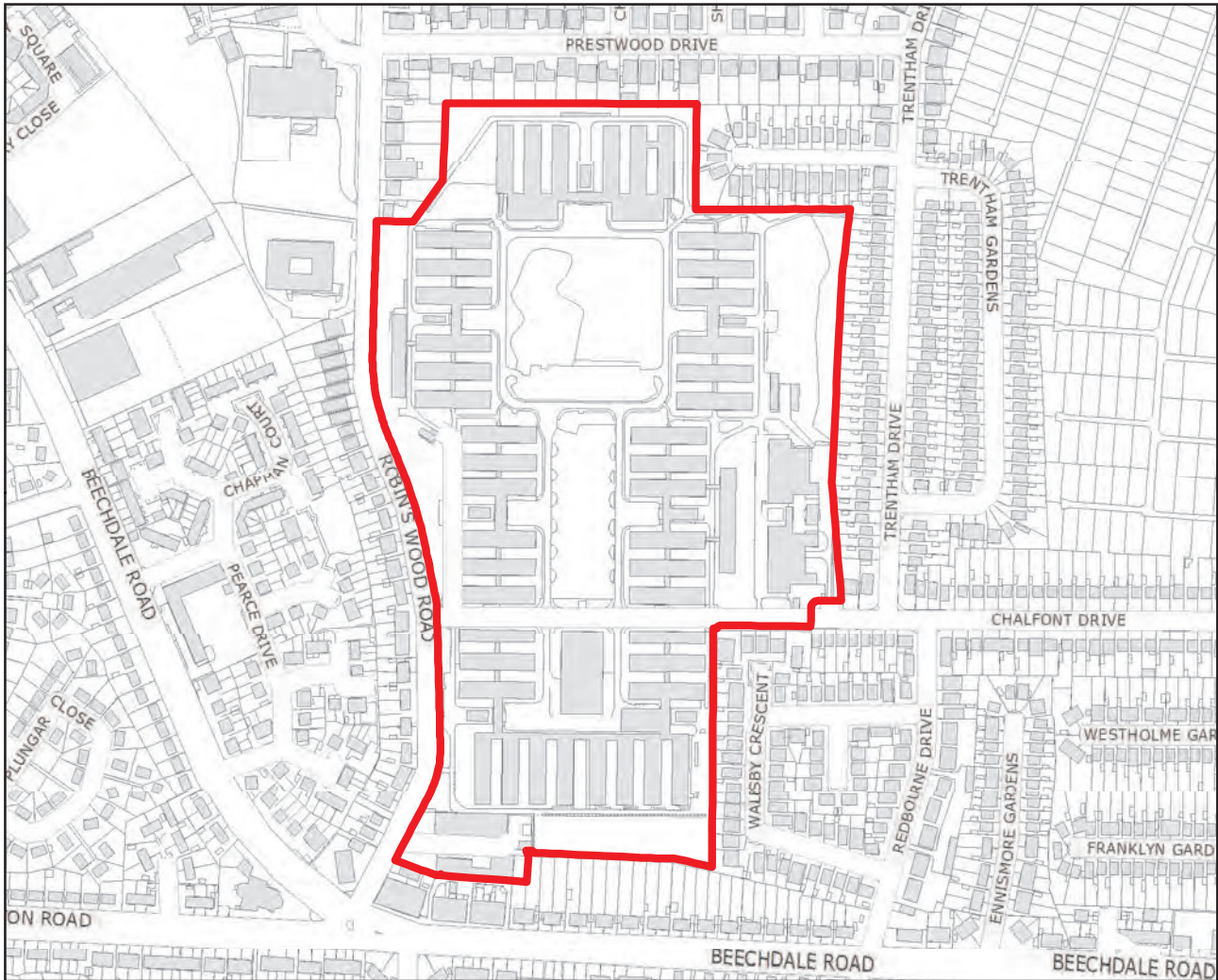
<p>Site Area (ha): 3.13</p> <p>Ward: Leen Valley</p> <p>Address: Beechdale Road</p> <p>Current use: Employment</p>	<p>Proposed use: Residential (C3, predominantly family housing).</p> <p>Development principles: Development proposals should ascertain the alignment of a culverted ordinary watercourse beneath the site and maximise opportunities for the creation of a green corridor through the site. This may have potential to link to the Robin's Wood LWS which abuts the site to the east. Development proposals should consider potential contamination from the existing Waste Transfer Station. The site is underlain by a principal aquifer and it should be ensured that development does not result in pollution of the groundwater resource. Within Mineral Safeguarding Area - prior notification required but not considered barrier to development.</p>
--	--



© Crown copyright and database right 2015. Ordnance Survey Licence number 100019317.

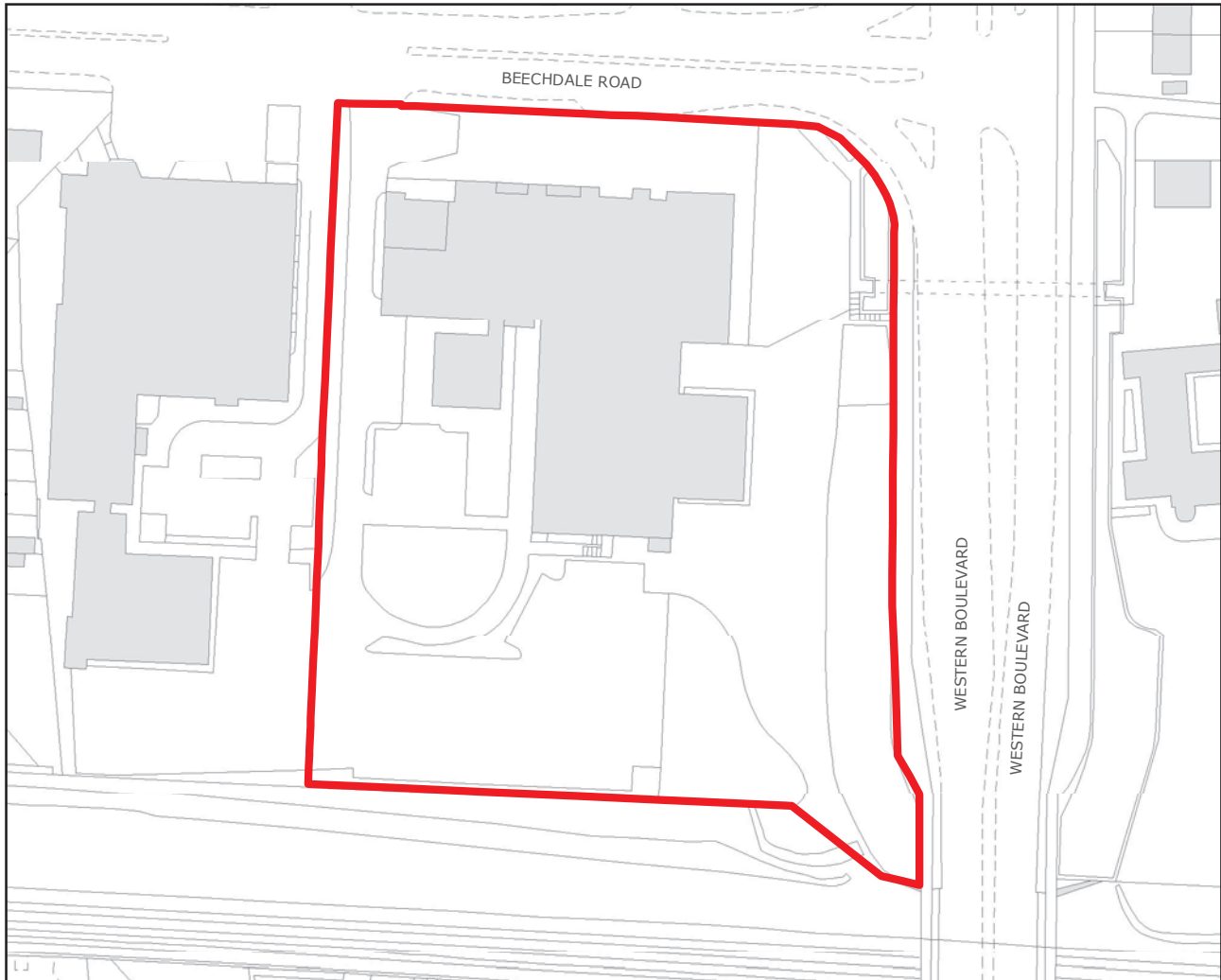


PA33 Chalfont Drive - Former Government Buildings



<p>Site Area (ha): 13.75</p> <p>Ward: Leen Valley</p> <p>Address: Robin's Wood Road</p> <p>Current use: Employment</p>	<p>Proposed use: Residential (C3, predominantly family housing).</p> <p>Development principles: Design, layout and access should be carefully considered to avoid adverse impacts on existing residential properties. An overall masterplan for development on the site should be agreed with Nottingham City Council. There is existing open space on the site - this should be retained and enhanced with opportunities for additional open space provision within the site. The historic building on the site should be retained and its setting enhanced. Access from the site should be gained from Robin's Wood Road and / or Chalfont Drive. Within Minerals Safeguarding Area - requires consideration prior to development but not considered a barrier to development. There is small area of coal mining legacy within the site.</p>
--	---

PA34 Beechdale Road - Former Beechdale Baths



<p>Site Area (ha): 1.36</p> <p>Ward: Leen Valley</p> <p>Address: Beechdale Road</p> <p>Current use: Leisure</p>	<p>Proposed use: Convenience retail store (A1), residential (C3).</p> <p>Development principles: Access to this site should be from Beechdale Road. The scale and appropriateness of proposals for food retailing will be considered in the context of identified deficiencies/capacity at the time of application. Should a mixed retail and residential scheme come forward, development should be sensitively designed to protect amenities of residential occupiers with residential development located away from the busy Western Boulevard. The site is underlain by a principal aquifer and it should be ensured that development does not result in pollution of the groundwater resource. Within Minerals Safeguarding Area - prior notification required but not considered a barrier to development. Outside the site boundary to the south east, a location for a future rail station is safeguarded.</p>
---	--



© Crown copyright and database right 2015. Ordnance Survey Licence number 100019317.

0 5 10 20 Meters

WEST AREA COMMITTEE - 2 MARCH 2016

Title of paper:	Area Committee Priorities Action Plan	
Director(s)/ Corporate Director(s):	Dave Halstead Director of Neighbourhood Services	Wards affected: Aspley, Billborough, Leen Valley
Report author(s) and contact details:	Rob Gabbitas, Neighbourhood Development Officer 0115 8833741 / 07932 430715 Rob.gabbitas@nottinghamcity.gov.uk	
Other colleagues who have provided input:	Heidi May, Senior Service Manager (Neighbourhood Management and Woolsthorpe Depot) 07983718859 Heidi.may@nottinghamcity.gov.uk Liam.Searle, Neighbourhood Development Officer 0115 8833738 Liam.searle@nottinghamcity.gov.uk Julianne Christou, Neighbourhood Development Officer 0115 8833739 Julianne.christou@nottinghamcity.gov.uk	
Date of consultation with Portfolio Holder(s) (if relevant)	Councillor Graham Chapman 12 November 2015	
Relevant Council Plan Key Theme:		
Strategic Regeneration and Development		<input type="checkbox"/>
Schools		<input type="checkbox"/>
Planning and Housing		<input type="checkbox"/>
Community Services		<input type="checkbox"/>
Energy, Sustainability and Customer		<input checked="" type="checkbox"/>
Jobs, Growth and Transport		<input checked="" type="checkbox"/>
Adults, Health and Community Sector		<input checked="" type="checkbox"/>
Children, Early Intervention and Early Years		<input type="checkbox"/>
Leisure and Culture		<input type="checkbox"/>
Resources and Neighbourhood Regeneration		<input checked="" type="checkbox"/>
Summary of issues (including benefits to citizens/service users):		
Area Committee priorities have now been reviewed through the recent round of area cluster meetings. Area Chairs will develop a series of actions for each priority and these will be reported regularly to area committees.		
Recommendation(s):		
1	To note the West Area Committee priorities and actions, as set out in the appendix,.	

1 REASONS FOR RECOMMENDATIONS

- 1.1 Each area committee has now clarified its priorities for 2016/17 and begun work towards a set of actions for each priority.
- 1.2 Priorities have been set for the whole area, encompassing either two or three wards.

2 BACKGROUND (INCLUDING OUTCOMES OF CONSULTATION)

- 2.1 Area Committee priorities should demonstrate a clear link to the City Council's current ambitions contained in the latest City Council Plan 2015 -19. By developing clear area focussed priorities covering two or three wards each area Chair will be required to examine the work undertaken at a 'grass roots' level to see where there may be gaps in provision or where targets and outcomes can be improved.
- 2.2 A set of actions will be developed for each priority to be led by appropriate service teams and partnerships.
- 2.3 A draft Priorities Action Plan for this area committee is attached as Appendix 1

3 OTHER OPTIONS CONSIDERED IN MAKING RECOMMENDATIONS

- 3.1 None

4 FINANCE COMMENTS (INCLUDING IMPLICATIONS AND VALUE FOR MONEY/VAT)

- 4.1 None

5 LEGAL AND PROCUREMENT COMMENTS (INCLUDING RISK MANAGEMENT ISSUES, AND LEGAL, CRIME AND DISORDER ACT AND PROCUREMENT IMPLICATIONS)

- 5.1 None

6 STRATEGIC ASSETS & PROPERTY COMMENTS (FOR DECISION RELATING TO ALL PROPERTY ASSETS AND ASSOCIATED INFRASTRUCTURE) (AREA COMMITTEE REPORTS ONLY)

- 6.1 None

7 EQUALITY IMPACT ASSESSMENT

- 7.1 An Equality Impact Assessment is not required as this report does not contain information relating to a new or changing policy, service or function.

8 LIST OF BACKGROUND PAPERS OTHER THAN PUBLISHED WORKS OR THOSE DISCLOSING CONFIDENTIAL OR EXEMPT INFORMATION

- 8.1 None

9 PUBLISHED DOCUMENTS REFERRED TO IN COMPILING THIS REPORT

- 9.1 None

AREA COMMITTEE PRIORITIES: 2016/17

Area Committee

West Area (Area 3)

Area Committee Chair 2015/16

Councillor Carole McCulloch

Current priorities (clarified at Area Cluster meeting – 16 December 2015 attended by Councillors Chapman, McCulloch, Jenkins, Saghir and Ifediora). Input also from Councillors Smith, Watson and Wood.

Priority 1

Glaisdale Drive development

Priority 2

Jobs and Training

Priority 3

Health

AREA COMMITTEE PRIORITIES: 2016/17

Priority 1 - Glaisdale Drive Development

actions	responsibility	timescales
Ensure local people are better able to access jobs and training opportunities at Glaisdale Drive.	City Council - Chris Grocock / Stacey Shillingford	ongoing
Develop and promote Glaisdale Drive Employer Network /HUB in partnership with City Council and lead body.	Economic Development Groundwork Greater Nottingham	ongoing
To promote business units and sites to new businesses to maximise employment opportunities in this area and reduce the level of vacancies..	Richard Cox, Property Services	Councillor McCulloch meeting on 25 th January (update at Chairs Briefing)

Priority 2 - Jobs and Training

actions	reasonsibility	timescales
Develop programme of jobs and training events in area 3 – to include Construction and Care	Economic Development Groundwork Greater Nottingham Other employment partners - to be confirmed (tbc)	ongoing

Identify how best to maintain accurate local data for example how many interviewed; how many were successful in securing jobs ?	Economic Development	ongoing
Nottingham Jobs Fund – ensure current vacancy lists are up to date	Economic Development	March 2016
Develop Aspley Financial Resilience Action Group	Emma Bates Other partners tbc	ongoing
Promoting and working with Bilborough Talent Match Academy	Our Bilborough Project / Groundwork Greater Nottingham and partners	ongoing
Ensure the lead body is working to current City Council priorities	Commissioning bidding process	March 2016
Ensure local young people are being reached and matched to local opportunities – Kennington Road 16 -24's	Commissioning NCH Tenancy Involvement Neighbourhood Management	January / March 2016 Kennington Road Jobs event – 29th January
Evaluate impact of Small Steps Big Changes funding on women returners	tbc	tbc
Review new Work Club at Aspley Library (Tuesday afternoons drop in: 2-5pm)	Groundwork Greater Nottingham	New initiative – starts January 2016)
Review Work Club, including outreach opportunities, at Bilborough Library (Tuesdays 10am -12noon)	Groundwork Greater Nottingham	ongoing – commenced mid 2015

Priority 3 - Health		
actions	responsibility	timescales
Use existing information from Health Insight Specialist for each ward to prioritise health issues affecting our citizens and in support of the current health agenda for the City.	Health Insight Specialist / NDO's	ongoing
What services are available locally through surgeries (for example Dr Khaliq, lung cancer pilot project in Bilborough) and other key venues for accessing health care such as medical practices, colleges and children's centres	Public Health leads to be identified	ongoing
To promote drugs and alcohol referral services and domestic violence agencies within the area through appropriate neighbourhood events and activities	Public Health lead tbc Neighbourhood Action Team	ongoing
Contribute towards local smoking cessation plan	tbc – is this already in place?	2016/17
Support local projects to address loneliness and isolation through continued use of Ward Councillor budgets.	Councillors NDO 's local partners and voluntary groups.	2016/17
Developing the link between poor health and the lack of employment opportunity. This action may need to link with local mental health provision and welfare rights.	Note: this action will depend on identifying appropriate lead persons	April 2016


Our new Door to Door Accessible Transport Service



What is **easylink** Nottingham

Easylink is Nottingham City Council's new door to door accessible bus service for anybody who struggles to use the main bus or tram network.

Page 114



What is **easylink** Nottingham

Easylink can pick you up from and take you to anywhere within a 10 mile radius from Nottingham City Centre and can be used for social trips, shopping, leisure activities, medical appointments or even just catching up with friends.



What is **easylink** Nottingham

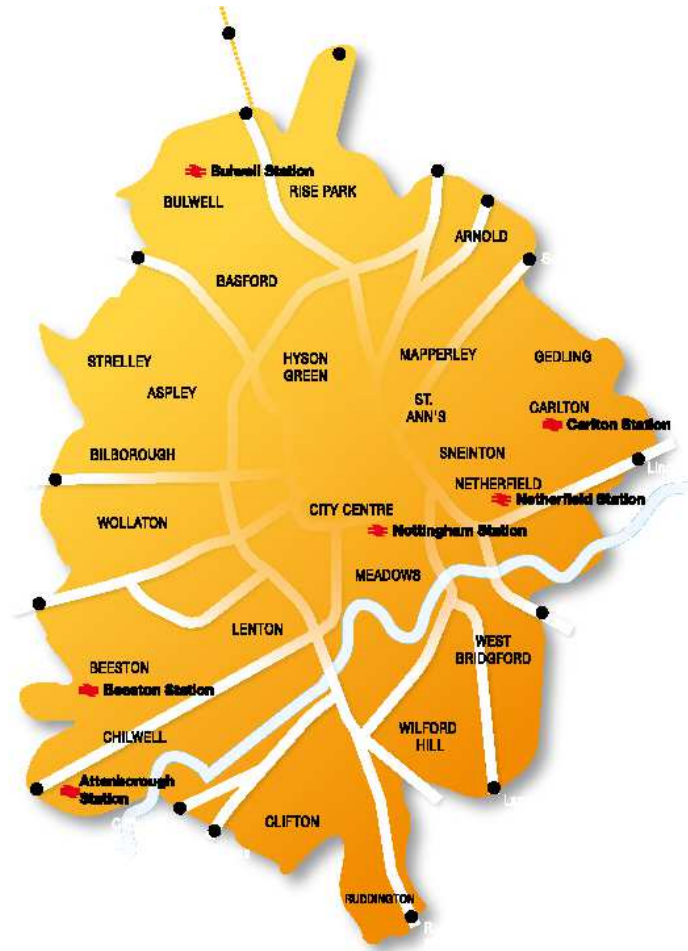
Easylink uses 6 brand new fully accessible vehicles which can seat up to 9 passengers or 2 wheelchairs with 2 passengers.

If you need an escort or companion, they travel free.



Who can use **easylink** Nottingham

Easylink is available for anyone who lives in the Greater Nottingham area who struggles to use normal buses or trams for any reason



Easy to Join

Easylink is free to join for everybody.



If you have a Nottingham City Council Mobility Citycard, all you need to do is contact Nottingham Community Transport and you'll be able to book straight away.

Easy to Join

If you have a Nottingham City Council concessionary Citycard, Nottinghamshire County Council card or no card at all contact Nottingham Community Transport and they'll be able to send you an application form.



Easy to Book

Easylink can be booked up to 3 months in advance depending on the nature of the journey.

Type of Trip	How Far in advance it can be booked
Single Trip	7 Days in advance.
Block Booking of regular trips (up to 6 weeks worth)	6 Weeks in advance.
Medical Appointments	3 Months in advance.

Users are given an exact fare, calculated on the distance of their journey as the crow flies, when they book.

Easy to Book

Easylink can be booked via

Telephone: (0115) 969 1801

Text: 0788 966 1950

Email: enquiries@ct4nottingham.co.uk

Or online at www.ct4nottingham.co.uk/easylink

Telephone bookings can be made between
08:30 and 12:00 and all general enquiries after
12:00

Easy to Use

The fares on Easylink are calculated on the exact distance travelled, as the crow flies, to give the best possible value.

If you have a valid concessionary pass, you are entitled to 50% off the normal fare.

Escorts and Companions, for users who need them, travel free.

Distance Travelled	Concessionary Pass Holder	Full Fare
Up to 1 Mile	£1.50	£3.00
1 to 3 Miles	£2.50	£5.00
3 to 5 Miles	£4.00	£8.00
5 to 10 Miles	£7.00	£14.00

Easy to Use

Easylink is fully accessible and has a flat lift as well as assistance aids on the steps to ensure all users can easily use the bus.

The drivers are also fully trained and able to give more help than a normal bus driver, helping users on to and off the bus. They'll even help carry shopping in for them.



Nottingham City Council's fully accessible door to door transport service for anybody who struggle to use the normal bus or tram network.

Page 124





Telephone: (0115) 969 1801

Text: 0788 966 1950

Email: enquiries@ct4nottingham.co.uk

Or online at www.ct4nottingham.co.uk/easylink



This page is intentionally left blank